

Flush Service Floor Boxes

Multiple-Gang Floor Boxes for Power and Communications

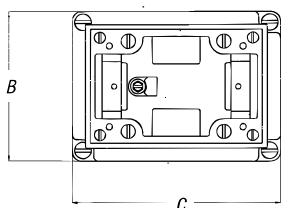
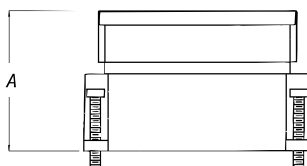
640 and 840 Series Floor Boxes provide flush service for power, communications and data. Multiple-gang boxes enable the user to place high- and low-voltage in a single floor box. Floor boxes up to four-gangs are available. 640 and 840 Series boxes can be used for either carpet or tile applications.



641



842-SC



640 Series

- Cast iron, watertight body, fully adjustable
- Painted silver enamel inside and out for additional corrosion resistance
- Interior and exterior leveling screws permit adjustment to finished floor
- Removable partitions for large capacity requirements on 2-, 3- and 4-gang
- Shipped complete with expendable cap to prevent ingress of concrete during pour
- 3/4" threaded conduit openings are standard
- Uses P64 Series MopTite® covers (one cover per gang)
- For brushed aluminum, add AL after catalog number

840SC Series (Shallow)

- Cast iron, watertight body, semi-adjustable
- Painted silver enamel inside and out for additional corrosion resistance
- Exterior leveling screws for adjustment to finished floor
- Removable partitions for large capacity requirements on 2- and 3-gang
- Shipped complete with expendable cap to prevent ingress of concrete during pour
- 3/4" threaded conduit openings are standard
- Uses P64 Series MopTite® covers (one cover per gang)
- For brushed aluminum, add AL after catalog number

Engineering Data



CAT. NO.	DIMENSIONS (IN.)			BEFORE POUR ADJ. (IN.)	AFTER POUR ADJ. (IN.)
	A	B	C		
641	3 ⁵ / ₈	4	5 ¹ / ₂	2 ¹ / ₂	5 ¹ / ₈
642	3 ⁵ / ₈	7	5 ¹ / ₂	2 ¹ / ₂	5 ¹ / ₈
643	3 ⁵ / ₈	10	5 ¹ / ₂	2 ¹ / ₂	5 ¹ / ₈
644	3 ⁵ / ₈	12 ¹ / ₁₆	5 ¹ / ₂	2 ¹ / ₂	5 ¹ / ₈
841-SC	2	4	5 ¹ / ₂	1 ¹ / ₂	—
842-SC	2	7	5 ¹ / ₂	1 ¹ / ₂	—
843-SC	2	10	5 ¹ / ₂	1 ¹ / ₂	—

CAT. NO.	NUMBER OF GANGS	MAXIMUM CAPACITY (CU. IN.)	CONDUIT HUBS (IN.)
641	1	35	3/4
642	2	37 per gang	3/4
643	3	37 per gang	3/4
644	4	37 per gang	3/4
841-SC	1	15	3/4
842-SC	2	16.5 per gang	3/4
843-SC	3	16.5 per gang	3/4

Use P64 Series covers and carpet plates.


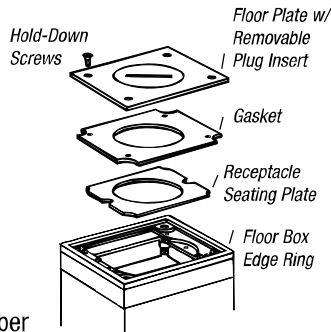
Wiring Device: Duplex, single or voice/data plates.

*Additional hub sizes available — see next page.

Flush Service Floor Boxes

640 and 840 Series Floor Boxes

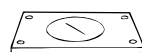
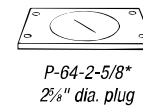
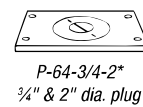
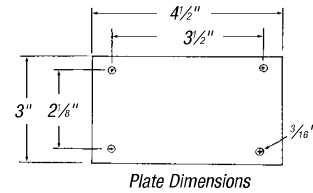
- Polished brass finish
- Furnished complete with sealing gasket and 8-32 x 7/16" brass screws
- 3" x 4 1/2" outside dimension
- For brushed aluminum, add AL after catalog number
- All covers meet MopTite® requirements



CAT. NO.	DESCRIPTION	STD. CTN.
641	Cast-Iron Single-Gang Floor Box with 3/4" Conduit Hubs	4
641-AL	Cast-Iron Single-Gang Floor Box with 3/4" Conduit Hubs & Aluminum Trim	4
641-1	Cast-Iron Single-Gang Floor Box with 1" Conduit Hubs	4
SP-641-1-AL	Cast-Iron Single-Gang Floor Box with 1" Conduit Hubs & Aluminum Trim	4
642	Cast-Iron Two-Gang Floor Box with 3/4" Conduit Hubs	2
642-AL	Cast-Iron Two-Gang Floor Box with 3/4" Conduit Hubs & Aluminum Trim	2
642-1	Cast-Iron Two-Gang Floor Box with 1" Conduit Hubs	2
SP-642-1-AL	Cast-Iron Two-Gang Floor Box with 1" Conduit Hubs & Aluminum Trim	2
643	Cast-Iron Three-Gang Floor Box with 3/4" Conduit Hubs	1
643-AL	Cast-Iron Three-Gang Floor Box with 3/4" Conduit Hubs & Aluminum Trim	1
SP-643-1	Cast-Iron Three-Gang Floor Box with 1" Conduit Hubs	1
SP-643-1-AL	Cast-Iron Three-Gang Floor Box with 1" Conduit Hubs & Aluminum Trim	1
644	Cast-Iron Four-Gang Floor Box with 3/4" Conduit Hubs	1
SP-644-AL	Cast-Iron Four-Gang Floor Box with 3/4" Conduit Hubs & Aluminum Trim	1
841-SC	Shallow Cast-Iron Single-Gang Floor Box with 3/4" Conduit Hubs	4
841-AL	Shallow Cast Iron Single-Gang Floor Box with 3/4" Conduit Hubs & Aluminum Trim	4
842-SC	Shallow Cast-Iron Two-Gang Floor Box with 3/4" Conduit Hubs	2
842-AL-SC	Shallow Cast-Iron Two-Gang Floor Box with 3/4" Conduit Hubs & Aluminum Trim	2
843-SC	Shallow Cast-Iron Three-Gang Floor Box with 3/4" Conduit Hubs	1
843-AL-SC	Shallow Cast-Iron Three-Gang Floor Box with 3/4" Conduit Hubs & Aluminum Trim	1

Boxes supplied with brass tile trim unless otherwise specified.

MopTite® Cover Plates for 640 and 840 Series



*Also includes seating plate for receptacle like others.



CAT. NO.	DESCRIPTION	FINISH	STD. CTN.
P-64-1/2	Cover Plate 1/2" NPS Plug	Brass	4
P-64-1/2-AL	Cover Plate 1/2" NPS Plug	Aluminum	4
P-64-3/4	Cover Plate 3/4" NPS Plug	Brass	4
P-64-3/4-AL	Cover Plate 3/4" NPS Plug	Aluminum	4
P-64-1	Cover Plate 1" NPS Plug	Brass	4
P-64-1-AL	Cover Plate 1" NPS Plug	Aluminum	4
P-64-1-1/4	Cover Plate 1 1/4" NPS Plug	Brass	4
P-64-1-1/4-AL	Cover Plate 1 1/4" NPS Plug	Aluminum	4
P-64-2	Cover Plate 2" UN Plug	Brass	4
P-64-2-AL	Cover Plate 2" UN Plug	Aluminum	4
P-64-1/2-2	Cover Plate 1/2" & 2" UN Plug	Brass	4
P-64-1/2-2-AL	Cover Plate 1/2" & 2" UN Plug	Aluminum	4
P-64-3/4-2	Cover Plate 3/4" & 2" UN Plug	Brass	4
P-64-3/4-2-AL	Cover Plate 3/4" & 2" UN Plug	Aluminum	4
P-64-DS	Cover Plate Duplex Lift Lids	Brass	4
P-64-DS-AL	Cover Plate Duplex Lift Lids	Aluminum	4
P-64-2-5/8	Cover Plate 2 5/8" UN Plug	Brass	4
P-64-2-5/8-AL	Cover Plate 2 5/8" UN Plug	Aluminum	4
P-64-DU	Cover Plate Duplex 1 1/8" Plugs	Brass	4
P-64-DU-AL	Cover Plate Duplex 1 1/8" Plugs	Aluminum	4
P-64-GFCI	Cover Plate GFCI Flp Lid	Brass	4
P-64-GFCI-AL	Cover Plate GFCI Flp Lid	Aluminum	4

• New MopTite® Covers exceed UL® scrubwater exclusion requirements for 514A, 514C.