

CR305X, CR385X auxiliary contact kits

Field-installed modification kits

For 300-line starters

Auxiliary contact kits - basic blocks

NEMA Size	Contact Configuration	Block Design	Product Number
0,1	1NO	Basic	CR305X100A
0,1	1NC	Basic	CR305X100B
0,1	1NO-1NC	Basic	CR305X100C
2	1NO	Basic	CR305X200A
2	1NC	Basic	CR305X200B
2	1NO-1NC	Basic	CR305X200C
3,4	1NO	Basic	CR305X300A
3,4	1NC	Basic	CR305X300B
3,4	1NO-1NC	Basic	CR305X300C
5,6	1NO	Basic	CR305X500A
5,6	1NC	Basic	CR305X500B
5,6	1NO-1NC	Basic	CR305X500C
7	1NO	Basic	CR385X600A
7	1NC	Basic	CR385X600B
7	1NO-1NC	Basic	CR385X600C
8-9	1NO	Basic	CR385X800A
8-9	1NC	Basic	CR385X800B
8-9	1NO-1NC	Basic	CR385X800C

Auxiliary contact kits - adder blocks

NEMA Size	Contact Configuration	Block Design	Product Number
0-9	1NO	Adder	CR305X100D ¹
8-9	1NC	Adder	CR305X100E ¹

Logic reed switch auxiliary contacts²

NEMA Size	Contact Configuration	Product Number
00, 0, 1	1NO-0NC	CR305X100RA
00, 0, 1	0NO-1NC	CR305X100RB
00, 0, 1	1NO-1NC	CR305X100RC
2	1NO-0NC	CR305X200RA
2	0NO-1NC	CR305X200RB
2	1NO-1NC	CR305X200RC
3, 4	1NO-0NC	CR305X300RA
3, 4	0NO-1NC	CR305X300RB
3, 4	1NO-1NC	CR305X300RC
5, 6	1NO-0NC	CR305X500RA
5, 6	0NO-1NC	CR305X500RB
5, 6	1NO-1NC	CR305X500RC

Contact ratings - basic blocks

High fidelity contact basic block

120 VAC maximum .15 A maximum, 8 VA maximum resistive.
 30 VDC maximum .15 A maximum, 4.5 VA maximum resistive.

Standard Block

AC Volts	Continuous Current Amperes	Inrush Current Amperes	DC Volts	Continuous Current Amperes	Inrush Current Amperes
115	6.0	60	125	1.1	-
230	3.0	30	250	0.5	-
460	1.5	15	-	-	-
575	1.2	12	-	-	-

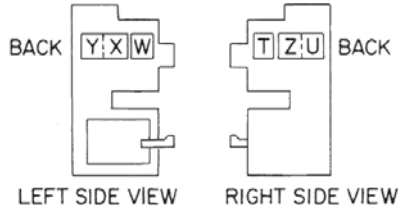
¹First adder block must be mounted to a basic block. A second adder block can be added to the first adder block on size 2 through size 9 starters.

Four extra auxiliary contacts (not blocks) is the maximum that can be added to either a NEMA size 0 or 1 starter while five is the maximum extra auxiliary contacts that can be added to NEMA Size 2 through 6 devices.

²CR305X logic reed switch auxiliary contacts may be ordered as a factory-installed modification. Order by description.

CR305X auxiliary contact kits

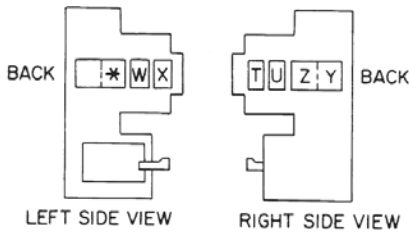
For field installation on magnetic starters (300-line)
Selection and installation guides



NEMA sizes 0 and 1, single-speed, nonreversing, 2- and 3-pole and starters (side views)

Extra auxiliary contact table For NEMA size 0 and 1, AC coils only

Contact Location 5 Contacts Maximum						Kits for Field Modification Order in Quantities Shown Product Number CR305				
						X100A	X100B	X100C ¹	X100D	X100E
W	X	Y	T	Z	U	Basic Blocks		Adder Blocks		
	+					1				
	+	*					1			
	+	*						1		
+	+					1			1	
*		*								1
+	+							1	1	
*	+	*						1		1
+	+			+		2			1	
*		*			*		2			1
+	+		+	+		2			2	
*		*	*		*		2			2
+	+	*		+	*			2		
+	+	*		+	*	1		1	1	
*	+	*			*		1	1		1

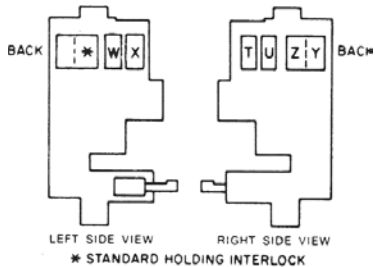


* STANDARD HOLDING INTERLOCK

NEMA sizes 2, 3 and 4, single-speed, nonreversing, starters (side views)

Extra auxiliary contact table For NEMA size 2, 3 and 4, AC coils only

Contact Location 5 Contacts Maximum						Kits for Field Modification Order in Quantities Shown Product Number CR305				
						X200A	X200B	X200C ¹	X100D	X100E
W	X	Y	T	Z	U	Basic Blocks		Adder Blocks		
									1	
*										1
		*	+					1		
+	+								2	
*	*									2
+		*	+					1	1	
*	+	*	+					1		1
+	+					1			2	
*	*	*				1	1			2
+	+		+					1	1	
*	+	*	+					1	2	1
+	+	*	+		*			1	1	2
+	+	*	+		+			1	3	
*	*	*	+		*			1		3
+	+		+	+	+	1		1	4	
*	*	*		*	*		1			4



* STANDARD HOLDING INTERLOCK

NEMA sizes 5 and 6 single-speed, nonreversing, starters (side views)

Extra auxiliary contact table

Contact Location 5 Contacts Maximum						Kits for Field Modification Order in Quantities Shown Product Number CR305				
						X500A	X500B	X500C ¹	X100D	X100E
W	X	Y	T	Z	U	Basic Blocks		Adder Blocks		
									1	
*										1
		*	+					1		
+	+								2	
*	*									2
+		*	+					1	1	
*	+	*	+					1		1
+	+					1			2	
*	*	*				1	1			2
+	+		+					1	3	
*	*	*	+		*			1	2	1
+	+	*	+					1	1	2
+	+	*	+		+			1	3	
*	*	*	+		*			1		3
+	+		+	+	+	1			4	
*	*	*		*	*		1	1		4

¹Both NO and NC contacts must be wired for same polarity

Field-installed modification kits


For 300-line starters
NEMA sizes 00-6



Selector switch kits



START-STOP push button kits



Fifth-pole kit

Pilot device modification kits

The push button and selector switch kits listed here are supplied complete with the necessary components, hardware and written instructions for easy field installation on Type 1 enclosed starters—306.

Kit Type	NEMA Size	Product Number
Momentary Contact Start-Stop Push Button Kits	00, 0, 1	CR305X120N
Momentary Contact Start-Stop Push Button Kits	2	CR305X220N
Momentary Contact Start-Stop Push Button Kits	3, 4	CR305X320B
Momentary Contact Start-Stop Push Button Kits	5	CR305X520B
Hand-Off-Auto Selector Switch Kits	00, 0, 1	CR305X130N
Hand-Off-Auto Selector Switch Kits	2	CR305X230N
Hand-Off-Auto Selector Switch Kits	3, 4	CR305X330B
Hand-Off-Auto Selector Switch Kits	5	CR305X530B
Off-On Selector Switch Kits	00, 0, 1	CR305X130P
Off-On Selector Switch Kits	2	CR305X230D
Off-On Selector Switch Kits	3, 4	CR305X330D
Off-On Selector Switch Kits	5	CR305X530D

Fifth-pole kits

To be installed on NEMA Size 0, 1, and 2 magnetic four-pole contactors and starters. Permits the addition of a fifth pole with the same rating as the main poles.

NEMA Size	Mounting Position	Product Number
0, 1	Right	CR305X111B
2 (add to 4-pole form)	Left	CR305X211B

Adapter mounting plate

For mounting a 300-line magnetic starter in place of a competitive unit.

Adapter plate good for mounting in place of the following:

A-B 709. Size 1: W B200. Sizes 00-2: Furnas Sizes 00-1: GTE TM.

Sizes 00-2: Sq. D 8536, Sizes 00-2.

Not needed for C-H—same as ABB.

Note: GTE now known as Joslyn Clark.

NEMA Size	Product Number
0, 1	CR306X191A

Indicating Light Kits (Red)

To be installed on contactor and extend through knockout in cover of CR305-306 and devices in Type 1 enclosures. Each kit has three resistors allowing light to be used with all voltages of 110 through 600. Uses NE-45 bulb. Can be used with push button or selector switch kit.

NEMA Size	Product Number
00, 0, 1	CR305X150N
2	CR305X250N
3, 4	CR305X350B
5	CR305X550B
NE-45 Bulb	CR2940U200BL