



FLUORESCENT LAMPS


The bulb shape and size of a fluorescent lamp are expressed by means of a code consisting of the letter "T" (which designates that the bulb is "tubular" in shape) followed by a number that expresses the diameter in eighths of an inch. Diameters range from T5 at $\frac{5}{8}$ " diameter to T17 ($2\frac{1}{8}$ inch). In nominal overall length, linear fluorescent lamps range from 6 to 96 inches. The nominal length is measured from back of lamp holder to back of lamp holder. For example, the actual overall length of the 40-watt rapid start T12 lamp with a nominal length of 48 inches is $47\frac{3}{4}$ inches. The nominal length given for PENTRON® linear lamps is the closest familiar nominal length. CURVALUME® U-shaped fluorescent lamps are available as OCTRON® T8 lamps with leg spacings of $1\frac{1}{2}$ inches and 6 inches and as rapid start T12 lamps with 6 spacings of 6 inches. The leg spacing is measured from the center of one leg to the center of the other leg. The overall length of the CURVALUME lamps is measured from the face of the bases to the outside of the glass bend. Circline lamps, which are circular in shape, are available in PENTRON T5 lamps with outside diameters of 8.85 and 11.77 inches.



PENTRON T5 and T5HO SEAMLESS
(5/8" diameter)




PREHEAT, RAPID START
Preheat T5 Miniature Bipin (5/8" diameter)
PENTRON T5 Miniature Bipin (5/8" diameter)




OCTRON T8 Medium Bipin (1" diameter)
Rapid Start or Instant Start operation




T12 Medium Bipin (1-1/2" diameter)




U-Shaped T12
(1-1/2" diameter)
6" leg spacing



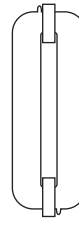
OCTRON T8 U-Shaped
with 1 5/8" leg spacing
(1" diameter)



OCTRON T8 U-Shaped
with 6" leg spacing
(1" diameter)



ICETRON®




ICETRON®




OCTRON T8 Recessed Double Contact (1" diameter)



T12 Recessed Double Contact (1-1/2" diameter)



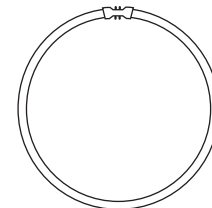
T6 Single Pin (3/4" diameter)



T8 Single Pin (1" diameter)
OCTRON T8 Single Pin (1" diameter)



T12 Single Pin (1-1/2" diameter)



PENTRON CIRCLINE 4-Pin T5
(8.85" & 11.77"
outside diameters)

BASES

For linear Preheat and Rapid Start Lamps, four electrical contacts are required, two at each end of the lamp. This is accomplished in the standard line of lamps by the use of a miniature bipin base for T5 lamps and a medium bipin for T8 and T12 lamps. The OCTRON® T8 medium bipin lamps may also be operated as instant start lamps with the proper wiring and ballasts. When operating OCTRON bipin lamps with instant start ballasts, the two contacts in the lamp holder are shorted together and connected to the single circuit in the ballast. In Circline lamps, the cathodes are connected to a 4-pin base located between the junction of the two ends of the lamp. High Output (HO) and Very High Output (VHO) lamps have recessed double contact (RDC) type bases. Slimline Instant Start lamps require only two electrical contacts, one on each lamp end and have single pin bases.

SINGLE PIN



Single Pin for
T6 Slimline



Single Pin for T8 Slimline
& OCTRON®



Single Pin for
T12 Slimline

BIPIN



Miniature Bipin for T5
Preheat & PENTRON®



Medium Bipin for T8
Preheat & OCTRON




Medium Bipin for T12



Recessed Double Contact
for OCTRON T8 HO




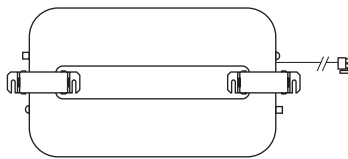
Recessed Double Contact
for T12 HO & VHO



ICETRON® Mounting Brackets



4-pin for
PENTRON Circline



OCTRON T8 & T12 Rapid Start CURVALUME

HOW TO READ PRODUCT INFORMATION – FLUORESCENT

Nominal Wattage	Bulb Shape	Nominal Length (in)	MOL (in)	Base	Product Number	Ordering Abbreviation	Pkg Qty	Life @ 3hrs/ start IS	Life @ 12hrs/ start IS	Life @ 3hrs/ start PRS	Life @ 12hrs/ start PRS	CCT	CRI	Approx. Lumens Initial (Mean) at 25°C/77°F	Notes
28	T8	48	47.78	Med Bipin	22483	F028/835/XPPLUS/SS/EC03	30	24000	46000	46000	52000	3500	85	2675 (2515)	☞,3, 12,13,17,19
					22484	F028/841/XPPLUS/SS/EC03	30	24000	46000	46000	52000	4100	85	2675 (2515)	☞,3, 12,13,17,19
					22485	F028/850/XPPLUS/SS/EC03	30	24000	46000	46000	52000	5000	81	2675 (2515)	☞,3, 12,13,17,19

Nominal Wattage Named wattage on reference ballast. Actual wattage depends on ballast.

Bulb Describes the shape of the bulb followed by the bulb's diameter at its widest point. The diameter value is expressed in eighths of an inch. Ex. T = Tubular, 8 = 8/8 inch = 1 inch. Please see page 80 for bulb illustrations.

Base Please see page 80 for base illustrations.

Nominal Length The nominal length of linear fluorescent lamps is typically measured from back of lampholder to back of lampholder. PENTRON® linear lamp, CURVALUME® and Circline lamps are exceptions. The nominal length given for PENTRON linear lamps is the closest familiar nominal length. CURVALUME lamps are measured from the face of the bases to the outside of the glass bend. The measurement for Circline lamps is the outside diameter. Values are in inches.

MOL Maximum overall length. The length of the lamp measured in inches.

Symbols & Footnotes Most symbols and footnotes that apply to a specific product will appear in this space. The explanations of the symbols and footnotes are at the end of the fluorescent section.

Ordering Abbreviation A text description of the lamp. Please see below for several examples and explanations of some of the codes.

CCT Correlated Color Temperature. The degree of "whiteness" of the light. Expressed in Kelvins (K). Please see page 114 for more information.

CRI Color Rendering Index. A numbering system for rating the relative color rendering quality of a light source compared to a standard.

Initial & Mean Lumens Initial lumens are measured when the lamp has been operating for 100 hours. Mean lumens are typically measured at 40% of the rated life of the lamp. Fluorescent lamp lumens are typically measured at 25°C (77°F). The lamp lumens are measured at both 25°C (77°F) and 35°C (95°F) for PENTRON® linear lamps.

HOW TO READ ORDERING ABBREVIATIONS

F032/835XP/ECO	F34CWX/SS	FP54/830/HO/ECO	F96T12/CWX/SS/UPC
F Fluorescent	F Fluorescent	F Fluorescent	F Fluorescent
0 OCTRON®	34 Nominal lamp wattage	P PENTRON®	96 96" nominal length
32 Nominal lamp wattage	CWX Cool White Deluxe Phosphor	54 Nominal lamp wattage	T Tubular Shape Bulb
8 85 CRI	SS SUPERSAVER® – reduced wattage lamp	8 85 CRI	12 Bulb diameter; 1/2 inch = 1 1/2 inches
35 3500K CCT		30 3000K CCT	CWX Cool White Deluxe phosphor
XP® EXTENDED PERFORMANCE		HO High Output	SS SUPERSAVER – reduced wattage lamp
ECO® ECOLOGIC® – TCLP passing lamp		ECO® ECOLOGIC® – TCLP passing lamp	UPC UPC Label

LAMP DISPOSAL LABELING

The following information appears on the packages of fluorescent lamps.



For weight and measurement information, please visit www.sylvania.com

OCTRON® 800 ECOLOGIC® Lamps

Nominal Wattage	Bulb Shape	Nom. Length (in)	MOL (in)	Base	Product Number	Ordering Abbreviation	Pkg Qty	Average Rated Life @3hrs/ start IS (hrs)	Average Rated Life @12hrs/ start IS (hrs)	Average Rated Life @3hrs/ start PRS (hrs)	Average Rated Life @12hrs/ start PRS (hrs)	CCT (K)	CRI	Lumens Initial (Mean) at 25°C/77°F	Notes
17	T8	24	23.78	Med Bipin	22135	F017/830/ECO	30	24000	30000	30000	36000	3000	82	1350 (1270)	☀️_3,12, 13,17,19
					22136	F017/835/ECO	30	24000	30000	30000	36000	3500	82	1350 (1270)	☀️_3,12, 13,17,19
					22137	F017/841/ECO	30	24000	30000	30000	36000	4100	82	1350 (1270)	☀️_3,12, 13,17,19
25	T8	36	35.78	Med Bipin	22138	F025/830/ECO	30	24000	30000	30000	36000	3000	82	2150 (2020)	☀️_3,12, 13,17,19
					22139	F025/835/ECO	30	24000	30000	30000	36000	3500	82	2150 (2020)	☀️_3,12, 13,17,19
					22140	F025/841/ECO	30	24000	30000	30000	36000	4100	82	2150 (2020)	☀️_3,12, 13,17,19
32	T8	48	47.78	Med Bipin	21777	F032/830/ECO	30	24000	30000	30000	36000	3000	85	2950 (2775)	☀️_3, 12,13,17,19
					21779	F032/835/ECO	30	24000	30000	30000	36000	3500	85	2950 (2775)	☀️_3, 12,13,17,19
					22183	F032/835/ECO/2/30	30	24000	30000	30000	36000	3500	82	2950 (2775)	☀️_3, 12,13,17,19
					21781	F032/841/ECO	30	24000	30000	30000	36000	4100	85	2950 (2775)	☀️_3, 12,13,17,19
					22143	F032/850/ECO	30	24000	30000	30000	36000	5000	81	2950 (2775)	☀️_3, 12,13,17,19
40	T8	60	59.61	Med Bipin	22144	F040/830/ECO	30	24000	30000	30000	36000	3000	82	3650 (3430)	☀️_3,12, 13,17,19
					22145	F040/835/ECO	30	24000	30000	30000	36000	3500	82	3650 (3430)	☀️_3,12, 13,17,19
					22146	F040/841/ECO	30	24000	30000	30000	36000	4100	82	3650 (3430)	☀️_3,12, 13,17,19

OCTRON 700 ECOLOGIC Lamps

Nominal Wattage	Bulb Shape	Nom. Length (in)	MOL (in)	Base	Product Number	Ordering Abbreviation	Pkg Qty	Average Rated Life @3hrs/ start IS (hrs)	Average Rated Life @12hrs/ start IS (hrs)	Average Rated Life @3hrs/ start PRS (hrs)	Average Rated Life @12hrs/ start PRS (hrs)	CCT (K)	CRI	Lumens Initial (Mean) at 25°C/77°F	Notes
13	T8	18	17.91	Med Bipin	21666	F013/735/ECO	30	24000	28000	30000	35000	3500	75	830 (745)	☀️_3,12, 13,17,19
17	T8	24	23.78	Med Bipin	21918	F017/730/ECO	30	24000	28000	30000	35000	3000	75	1300 (1170)	☀️_3,12, 13,17,19
					21769	F017/735/ECO	30	24000	28000	30000	35000	3500	75	1300 (1170)	☀️_3,12, 13,17,19
					21770	F017/741/ECO	30	24000	28000	30000	35000	4100	75	1300 (1170)	☀️_3,12, 13,17,19
25	T8	36	35.74	Med Bipin	21937	F025/730/ECO	30	24000	28000	30000	35000	3000	78	1950 (1775)	☀️_3,12, 13,17,19
					21941	F025/735/ECO	30	24000	28000	30000	35000	3500	78	1950 (1775)	☀️_3,12, 13,17,19
					21942	F025/741/ECO	30	24000	28000	30000	35000	4100	78	1950 (1775)	☀️_3,12, 13,17,19
40	T8	60	59.61	Med Bipin	22102	F040/730/ECO	30	24000	28000	30000	35000	3000	75	3500 (3150)	☀️_3,12, 13,17,19
					22103	F040/735/ECO	30	24000	28000	30000	35000	3500	75	3500 (3150)	☀️_3,12, 13,17,19
					22104	F040/741/ECO	30	24000	28000	30000	35000	4100	75	3500 (3150)	☀️_3,12, 13,17,19

FLUORESCENT