

InvisiLED® Pro


24V LED Tape Light

WAC LIGHTING

Responsible Lighting®



Tape Section



3 LED "L" Connector

Fixture Type:

Catalog Number:

Project:

Location:

PRODUCT DESCRIPTION

Professional grade white tape light that delivers optimal color consistency and brightness. An ideal system for task or accent lighting applications.

FEATURES

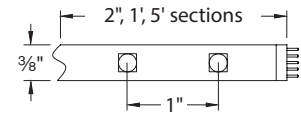
- Can be field cut, male to male adapter required to re-use female side
- Ultra thin profile at 3/8"
- Diodes spaced evenly at 1" on center
- Minimum run length of 1'
- May be field cut every 2" at the end of a run
- Three mounting methods provided for different surfaces
- Specially rated for installation in the storage area of a clothes closet
- 50,000 hour rated life
- 5 year WAC Lighting product warranty

SPECIFICATIONS

- Construction:** Flexible, silicone cased tape light, Peel and stick 3M construction adhesive, Indicating marks on back for field cutting
- Power Supply:** Remote and plug-in electronic Class 2 transformers, 120VAC/120-277VAC, 50/60Hz input, 24V 60W and 96W output
- Light Source:** 12 LEDs per foot, Runs on 24V at 3W per foot,
- Dimming:** May be dimmed with electronic low voltage 0-10V (ELV) dimmer
- Operating Temp:** -4°F – 122°F (-20°C – 50°C), relative humidity 95%
- Standards:** UL & cUL Listed for Damp Locations.

ORDER NUMBER – TAPE SECTION

Model	Watts/ft	Color Temp	CRI	Lumens/ft	Length	Qty	Tape Color
LED-T24	3	W 2700K	85	200	2IN 2 inches	1	WT White
		P 3000K	85	200	2IN-10 2 inches	10	
		35 3500K	85	207	1 1 foot	1	
		C 4500K	85	215	1-40 1 foot	40	
					5 5 feet	1	

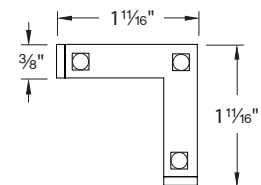


LED-T24__ - __-WT

Example: LED-T24P-2IN-10-WT

ORDER NUMBER – 3 LED "L" CONNECTOR




Model	Watts	Color Temp	CRI	Lumens	Tape Color
LED-T24	1.2	W 2700K	85	50	3L-WT White
		P 3000K	85	50	
		35 3500K	85	52	
		C 4500K	85	54	



LED-T24__ -3L-WT

Example: LED-T24C-3L-WT

Class 2 Power Supply (Required)

Type	Model	Input	Output	Max Run	Dim		
Remote		EN-2460-RB2-T	120VAC	24VAC / 60W	20 feet	ELV	Includes a 6 foot lead wire
		EN-24100-RB2-T	120VAC	24VAC / 96W	33 feet	ELV	
Plug-in		EN-2460-P-AR-T	120VAC	24VAC / 60W	20 feet	ELV	Includes a 6 foot lead wire
		EN-24100-P-AR-T	120VAC	24VAC / 96W	33 feet	ELV	
Remote 277V		EN-24100-277-RB2-T	120-277VAC	24VDC / 96W	33 feet	0-10V	Includes a 6 foot lead wire

wacighting.com
Phone (800) 526.2588
Fax (800) 526.2585

Headquarters/Eastern Distribution Center
44 Harbor Park Drive
Port Washington, NY 11050

Central Distribution Center
1600 Distribution Ct
Lithia Springs, GA 30122

Western Distribution Center
1750 Archibald Avenue
Ontario, CA 91760


InvisiLED® Pro

24V LED Tape Light








WAC LIGHTING

Responsible Lighting®



Indoor Controller

	<p>Touch Panel and Motion Sensor</p> <p><i>Includes a Touch Panel, an Occupancy Sensor, and a Controller</i></p> <p><i>AC/DC input at 12V(60W Max) or 24V(96W Max)</i></p> <p><i>Connect on secondary side of driver/transformer</i></p>	<p>CT-6A-R2</p>	<p><i>Pro, Pro2, Pro3, LITE, Classic Palette</i></p>
---	---	------------------------	--





Indoor Electrical Accessories

	<p>In Wall Rated Extension Cable</p> <p><i>Extends distance between a hard wired power supply or a wiring box to a tape section.</i></p>	<p>LED-TC-WEXT-144 LED-TC-WEXT-144-WT LED-TC-WEXT-240 LED-TC-WEXT-240-WT</p>	<p><i>Black 12 ft</i> <i>White 12 ft</i> <i>Black 20 ft</i> <i>White 20 ft</i></p>
	<p>In Wall Rated Joiner Cable</p> <p><i>Connects tape sections. 2 female ends. 1 male to male connector included</i></p>	<p>LED-TC-WIC-144 LED-TC-WIC-144-WT LED-TC-WIC-240 LED-TC-WIC-240-WT</p>	<p><i>Black 12 ft</i> <i>White 12 ft</i> <i>Black 20 ft</i> <i>White 20 ft</i></p>
	<p>Lead Wire</p> <p><i>Alternative lengths for plug-in power supplies</i></p>	<p>LED-TC-P-2 LED-TC-P-2-WT LED-TC-P-12 LED-TC-P-12-WT</p>	<p><i>Black 2 ft</i> <i>White 2 ft</i> <i>Black 12 ft</i> <i>White 12 ft</i></p>
	<p>Extension Cable</p> <p><i>Extends distance between a hard wired power supply or a wiring box to a tape section</i></p>	<p>LED-TC-EXT-144 LED-TC-EXT-144-WT</p>	<p><i>Black 12 ft</i> <i>White 12 ft</i></p>
	<p>Low Voltage Wiring Box With Feed</p> <p><i>Neatly houses connectors for up to two wires with 12" female feed</i></p>	<p>LED-TC-B-2 LED-TC-B-2-WT</p>	<p><i>Black L: 1½ in W: ¾ in H: 7/8 in</i> <i>White</i></p>
	<p>Low Voltage Wiring Box</p> <p><i>Neatly houses connections for up to two wires</i></p>	<p>LED-T-B</p>	<p><i>L: 1½ in W: ¾ in H: 7/8 in</i></p>
	<p>Wiring Box With Switch</p> <p><i>Use when spanning a large gap in a system layout without leaving exposed wiring. Optional switch included</i></p>	<p>TB-S</p>	<p><i>L: 6¼ in W: 1½ in H: 1¼ in</i></p>

Compatible with Pro, Pro2, Pro3, LITE, Classic

	<p>Joiner Cable</p> <p><i>Connects tape sections</i></p>	<p>LED-TC-IC2 LED-TC-IC2-WT LED-TC-IC6 LED-TC-IC6-WT LED-TC-IC12 LED-TC-IC12-WT LED-TC-IC36 LED-TC-IC36-WT LED-TC-IC72 LED-TC-IC72-WT</p>	<p><i>Black 2 in</i> <i>White 2 in</i> <i>Black 6 in</i> <i>White 6 in</i> <i>Black 12 in</i> <i>White 12 in</i> <i>Black 36 in</i> <i>White 36 in</i> <i>Black 72 in</i> <i>White 72 in</i></p>
	<p>Male to male connector</p>	<p>LED-TC-MM</p>	<p><i>Black 50 Qty</i></p>

Compatible with Pro, Pro2, Pro3, LITE, Classic, Palette. Change directionality of tape runs and reuse cut ends of tape.

	<p>3-Way "Y" Connector</p> <p><i>Connects tape sections</i></p>	<p>LED-TC-Y LED-TC-Y-WT</p>	<p><i>Black</i> <i>White</i></p>
	<p>4-Way "X" Connector</p> <p><i>Connects tape sections</i></p>	<p>LED-TC-X LED-TC-X-WT</p>	<p><i>Black</i> <i>White</i></p>
	<p>"L" Connector</p> <p><i>Connects tape sections</i></p>	<p>LED-TC-L LED-TC-L-WT</p>	<p><i>Black</i> <i>White</i></p>
	<p>End cap</p> <p><i>1 cut and 1 male end cap</i></p>	<p>LED-TC-EC LED-TC-EC-WT</p>	<p><i>Black</i> <i>White</i></p>

Compatible with Pro, Pro2, Pro3, LITE, Classic, Palette

InvisiLED® Pro

Indoor Aluminum Channels

WAC LIGHTING

Responsible Lighting®



Aluminum Channel **LED-T-CH** 5 feet
Additional End Caps **LED-T-CH-EC** 2 pcs

*Diffuses light from InvisiLED tape
 Includes a diffuser, two end caps, and five screws
 Compatible with Pro, Pro2, Pro3, LITE, Classic, Palette*



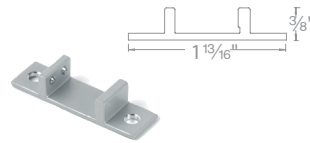
Deep Aluminum Channel **LED-T-CH1** 5 feet
Additional End Cap **LED-T-CH1-EC** 2 pcs

*Eliminates visible hot spots
 Includes a diffuser, two end caps, and five screws
 Compatible with Pro, Pro2, Pro3, LITE, Classic, Palette*



45° Angled Aluminum Channel **LED-T-CH2** 5 feet
Additional End Caps **LED-T-CH2-EC** 2 pcs

*Includes a diffuser, two end caps, and ten screws
 Compatible with Pro, Pro2, Pro3, LITE, Classic, Palette*



Fixed Angle Channel Clip **LED-T-CL3-PT**

Includes 2 pieces, 4 screws. Use to mount Aluminum Channel, Deep Aluminum Channel, 45° Angled Aluminum Channel



Adjustable Channel Clip **LED-T-CL2-PT**

INDOOR MOUNTING ACCESSORIES



Aluminum Retrofit Channel **LED-T-RC** 3 feet

*Can be bent to create fixed curves or used as a glare shield
 Compatible with Pro, Pro2, Pro3, LITE, Classic, Palette*



Clear Channel **LED-TO24-CH5** 5 feet

*Includes a diffuser, two end caps, and five screws
 Provides a clean mounting surface for 3M adhesive*



Clip **LED-T-CL** 10 pcs
 For surfaces that are difficult to adhere 10 Screws



Curve Clip **LED-T-CL1** 10 pcs
 Secures on one edge 10 Screws

*Clips to hold indoor InvisiLED tapes sections
 Compatible with Pro, Pro2, Pro3, LITE, Classic, Palette*