Rittal – The System.

Faster – better – everywhere.

Catalog 34
2015/2016 North American Edition

ENCLOSURES | POWER DISTRIBUTION | CLIMATE CONTROL | IT INFRASTRUCTURE | SOFTWARE & SERVICES

FRIEDHELM LOH GROUP

RITTAL

Height (H) inches (mm)	Packs of	12 (300)	15 (380)	24 (600)	24 (600)	20 (500)	32 (800)	Page
Width (B) inches (mm)		15 (380)	15 (380)	15 (380)	15 (380)	16 (400)	16 (400)	
Depth (T) inches (mm)		8 (210)	8 (210)	8 (210)	14 (350)	8 (210)	12 (300)	
Mounting plate width (F) inches (mm)		13 (334)	13 (334)	13 (334)	13 (334)	14 (354)	14 (349)	
Mounting plate height (G) inches (mm)		11 (275)	14 (355)	22 (570)	22 (570)	19 (475)	30 (770)	
Material thickness, housing ga (mm)		17 (1.38)	17 (1.38)	17 (1.38)	16 (1.5)	17 (1.38)	16 (1.5)	
Material thickness, door ga (mm)		16 (1.5)	16 (1.5)	16 (1.5)	16 (1.5)	16 (1.5)	14 (2.0)	
Mounting plate thickness ga (mm)		14 (2.0)	14 (2.0)	12 (2.5)	12 (2.5)	14 (2.0)	11 (3.0)	
Model No.	1 pc(s).	**1031.500**	**1380.500**	**1038.500**	**1338.500**	**1045.500**	**1037.500**	
Weight lb (kg)		17 (7.5)	22 (9.8)	34 (15.6)	43 (19.4)	29 (13.0)	58 (26.2)	
Protection category IP to IEC 60 529		IP 66	IP 66	IP 66	IP 66	IP 66	IP 66	
Protection category NEMA		NEMA 4	NEMA 4	NEMA 4	NEMA 4	NEMA 4	NEMA 4	
Product-specific scope of supply								
Door(s)		1	1	1	1	1	1	
Door catch on right, may be swapped to the left		■	■	■	■	■	■	
Flange (gland) plate, size		3	3	3	4	4	4	
Flange (gland) plate, qty		1	1	1	1	1	1	
Cam lock		1	1	2	2	2	2	
Accessories								
Flange (Gland) Plates		from page	from page	from page	from page	from page	from page	564
Rails for Interior Fitting	4 pc(s).	2383.210	2383.210	2383.210	2383.350	2383.210	2383.300	521
Wall Mounting Bracket	4 pc(s).	2508.100	2508.100	2508.100	2508.100	2508.100	2508.100	503
Baying Kit	1 set(s)	1199.100	1199.100	1199.100	1199.100	1199.100	1199.100	466
Door Stay	5 pc(s).	2519.000	2519.000	2519.000	2519.000	2519.000	2519.000	497
180° Hinges	2 pc(s).	2449.000	2449.000	2449.000	2449.000	2449.000	2449.000	492
Ground Straps		see page	see page	see page	see page	see page	see page	555
LED System Light		see page	see page	see page	see page	see page	see page	548
Plastic Wiring Plan Pockets		from page	from page	from page	from page	from page	from page	496
Dust Guard Trim	1 pc(s).	2426.500	2426.500	2426.500	2426.500	2426.500	2426.500	500
Lock Systems		from page	from page	from page	from page	from page	from page	478

Height (H) inches (mm)	Packs of	20 (500)	20 (500)	28 (700)	15 (380)	15 (380)	24 (600)	Page
Width (B) inches (mm)		20 (500)	20 (500)	20 (500)	24 (600)	24 (600)	24 (600)	
Depth (T) inches (mm)		8 (210)	12 (300)	10 (250)	8 (210)	14 (350)	8 (210)	
Mounting plate width (F) inches (mm)		18 (449)	18 (449)	18 (449)	22 (549)	22 (549)	22 (549)	
Mounting plate height (G) inches (mm)		19 (470)	19 (470)	26 (670)	14 (355)	14 (355)	22 (570)	
Material thickness, housing ga (mm)		17 (1.38)	16 (1.5)	16 (1.5)	17 (1.38)	16 (1.5)	17 (1.38)	
Material thickness, door ga (mm)		15 (1.75)	15 (1.75)	14 (2.0)	16 (1.5)	16 (1.5)	15 (1.75)	
Mounting plate thickness ga (mm)		12 (2.5)	12 (2.5)	12 (2.5)	12 (2.5)	12 (2.5)	12 (2.5)	
Model No.	1 pc(s).	**1050.500**	**1350.500**	**1057.500**	**1039.500**	**1339.500**	**1060.500**	
Weight lb (kg)		37 (16.8)	43 (19.6)	69 (31.2)	34 (15.4)	44 (20.0)	50 (22.8)	
Protection category IP to IEC 60 529		IP 66	IP 66	IP 66	IP 66	IP 66	IP 66	
Protection category NEMA		NEMA 4	NEMA 4	NEMA 4	NEMA 4	NEMA 4	NEMA 4	
Product-specific scope of supply								
Door(s)		1	1	1	1	1	1	
Door catch on right, may be swapped to the left		■	■	■	■	■	■	
Flange (gland) plate, size		4	4	4	5	5	5	
Flange (gland) plate, qty		1	1	1	1	1	1	
Cam lock		2	2	2	1	1	2	
Accessories								
Flange (Gland) Plates		from page	from page	from page	from page	from page	from page	564
Rails for Interior Fitting	4 pc(s).	2383.210	2383.300	2383.250	2383.210	2383.350	2383.210	521
Wall Mounting Bracket	4 pc(s).	2508.100	2508.100	2508.100	2508.100	2508.100	2508.100	503
Baying Kit	1 set(s)	1199.100	1199.100	1199.100	1199.100	1199.100	1199.100	466
Door Stay	5 pc(s).	2519.000	2519.000	2519.000	2519.000	2519.000	2519.000	497
180° Hinges	2 pc(s).	2449.000	2449.000	2449.000	2449.000	2449.000	2449.000	492
Support Strips	20 pc(s).	2325.000	2325.000	2325.000	2326.000	2326.000	2326.000	494
Ground Straps		see page	see page	see page	see page	see page	see page	555
LED System Light		see page	see page	see page	see page	see page	see page	548
Plastic Wiring Plan Pockets		from page	from page	from page	from page	from page	from page	496
Dust Guard Trim	1 pc(s).	2426.500	2426.500	2426.500	2426.500	2426.500	2426.500	500
Lock Systems		from page	from page	from page	from page	from page	from page	478

Compact Enclosures AE

Height (H) inches (mm)	Packs of	24 (600)	24 (600)	30 (760)	30 (760)	32 (800)	39 (1000)	Page
Width (B) inches (mm)		24 (600)	24 (600)	24 (600)	24 (600)	24 (600)	24 (600)	
Depth (T) inches (mm)		10 (250)	14 (350)	8 (210)	14 (350)	10 (250)	10 (250)	
Mounting plate width (F) inches (mm)		22 (549)	22 (549)	22 (549)	22 (549)	22 (549)	21 (539)	
Mounting plate height (G) inches (mm)		22 (570)	22 (570)	29 (730)	29 (730)	30 (770)	38 (955)	
Material thickness, housing ga (mm)		16 (1.5)	16 (1.5)	17 (1.38)	16 (1.5)	16 (1.5)	16 (1.5)	
Material thickness, door ga (mm)		15 (1.75)	15 (1.75)	14 (2.0)	14 (2.0)	14 (2.0)	14 (2.0)	
Mounting plate thickness ga (mm)		12 (2.5)	12 (2.5)	11 (3.0)	11 (3.0)	11 (3.0)	11 (3.0)	
Model No.	1 pc(s).	**1054.500**	**1360.500**	**1076.500**	**1376.500**	**1058.500**	**1090.500**	
Weight lb (kg)		55 (24.8)	63 (28.4)	71 (32.1)	79 (36.0)	74 (33.6)	111 (50.5)	
Protection category IP to IEC 60 529		IP 66	IP 66	IP 66	IP 66	IP 66	IP 66	
Protection category NEMA		NEMA 4	NEMA 4	NEMA 4	NEMA 4	NEMA 4	NEMA 4	
Product-specific scope of supply								
Door(s)		1	1	1	1	1	1	
Door catch on right, may be swapped to the left		■	■	■	■	■	■	
Flange (gland) plate, size		5	5	5	5	5	5	
Flange (gland) plate, qty		1	1	1	1	1	1	
Cam lock		2	2	2	2	2	2	
Accessories								
Flange (Gland) Plates		from page	from page	from page	from page	from page	from page	564
Rails for Interior Fitting	4 pc(s).	2383.250	2383.350	2383.210	2383.350	2383.250	2383.250	521
Wall Mounting Bracket	4 pc(s).	2508.100	2508.100	2508.100	2508.100	2508.100	2508.100	503
Baying Kit	1 set(s)	1199.100	1199.100	1199.100	1199.100	1199.100	–	466
Door Stay	5 pc(s).	2519.000	2519.000	2519.000	2519.000	2519.000	2519.000	497
180° Hinges	2 pc(s).	2449.000	2449.000	2449.000	2449.000	2449.000	2449.000	492
Support Strips	20 pc(s).	2326.000	2326.000	2326.000	2326.000	2326.000	2326.000	494
Ground Straps		see page	see page	see page	see page	see page	see page	555
LED System Light		see page	see page	see page	see page	see page	see page	548
Plastic Wiring Plan Pockets		from page	from page	from page	from page	from page	from page	496
Dust Guard Trim	1 pc(s).	2426.500	2426.500	2426.500	2426.500	2426.500	2426.500	500
Lock Systems		from page	from page	from page	from page	from page	from page	478

Height (H) inches (mm)	Packs of	47 (1200)	30 (760)	30 (760)	24 (600)	39 (1000)	47 (1200)	Page
Width (B) inches (mm)		24 (600)	30 (760)	30 (760)	32 (800)	32 (800)	32 (800)	
Depth (T) inches (mm)		12 (300)	8 (210)	12 (300)	12 (300)	12 (300)	12 (300)	
Mounting plate width (F) inches (mm)		21 (540)	28 (704)	28 (704)	29 (749)	29 (739)	29 (740)	
Mounting plate height (G) inches (mm)		45 (1155)	29 (730)	29 (730)	22 (570)	38 (955)	45 (1155)	
Material thickness, housing ga (mm)		16 (1.5)	16 (1.5)	16 (1.5)	16 (1.5)	16 (1.5)	16 (1.5)	
Material thickness, door ga (mm)		14 (2.0)	14 (2.0)	14 (2.0)	14 (2.0)	14 (2.0)	14 (2.0)	
Mounting plate thickness ga (mm)		11 (3.0)	11 (3.0)	11 (3.0)	12 (2.5)	11 (3.0)	11 (3.0)	
Model No.	1 pc(s).	**1260.500**	**1077.500**	**1073.500**	**1055.500**	**1180.500**	**1280.500**	
Weight lb (kg)		121 (55.0)	88 (40.0)	98 (44.5)	75 (33.9)	126 (57.0)	154 (70.0)	
Protection category IP to IEC 60 529		IP 66	IP 66	IP 66	IP 66	IP 66	IP 66	
Protection category NEMA		NEMA 4	NEMA 4	NEMA 4	NEMA 4	NEMA 4	NEMA 4	
Product-specific scope of supply								
Door(s)		1	1	1	1	1	1	
Door catch on right, may be swapped to the left		■	■	■	■	■	■	
Flange (gland) plate, size		5	5	5	5	5	5	
Flange (gland) plate, qty		1	1	1	1	1	1	
Cam lock		–	2	2	2	2	–	
3-point locking system		■	–	–	–	–	■	
Accessories								
Flange (Gland) Plates		from page	from page	from page	from page	from page	from page	564
Rails for Interior Fitting	4 pc(s).	2383.300	2383.210	2383.300	2383.300	2383.300	2383.300	521
Wall Mounting Bracket	4 pc(s).	2508.100	2508.100	2508.100	2508.100	2508.100	2508.100	503
Baying Kit	1 set(s)	–	1199.100	1199.100	1199.100	–	–	466
Door Stay	5 pc(s).	2519.000	2519.000	2519.000	2519.000	2519.000	2519.000	497
180° Hinges	2 pc(s).	2449.000	2449.000	2449.000	2449.000	2449.000	2449.000	492
Support Strips	20 pc(s).	2326.000	2327.000	2327.000	2328.000	2328.000	2328.000	494
Transportation Eyebolts	4 pc(s).	2509.000	–	–	–	–	2509.000	502
Ground Straps		see page	see page	see page	see page	see page	see page	555
LED System Light		see page	see page	see page	see page	see page	see page	548
Plastic Wiring Plan Pockets		from page	from page	from page	from page	from page	from page	496
Dust Guard Trim	1 pc(s).	2426.500	2426.500	2426.500	2426.500	2426.500	2426.500	500
Lock Systems		from page	from page	from page	from page	from page	from page	478

Height (H) inches (mm)	Packs of	30 (760)	30 (760)	39 (1000)	47 (1200)	55 (1400)	Page
Width (B) inches (mm)		39 (1000)	39 (1000)	39 (1000)	39 (1000)	39 (1000)	
Depth (T) inches (mm)		8 (210)	12 (300)	12 (300)	12 (300)	12 (300)	
Mounting plate width (F) inches (mm)		37 (944)	37 (944)	37 (939)	37 (940)	37 (940)	
Mounting plate height (G) inches (mm)		29 (730)	29 (730)	38 (955)	45 (1155)	53 (1355)	
Material thickness, housing ga (mm)		16 (1.5)	16 (1.5)	16 (1.5)	16 (1.5)	16 (1.5)	
Material thickness, door ga (mm)		14 (2.0)	14 (2.0)	14 (2.0)	14 (2.0)	14 (2.0)	
Mounting plate thickness ga (mm)		11 (3.0)	11 (3.0)	11 (3.0)	11 (3.0)	11 (3.0)	
Model No.	1 pc(s).	**1100.500**	**1130.500**	**1110.500**	**1213.500**	**1114.500**	
Weight lb (kg)		115 (52.0)	123 (56.0)	157 (71.0)	187 (85.0)	214 (97.0)	
Protection category IP to IEC 60 529		IP 55	IP 55	IP 55	IP 55	IP 55	
Protection category NEMA		NEMA 12	NEMA 12	NEMA 12	NEMA 12	NEMA 12	
Product-specific scope of supply							
Door(s)		2	2	2	2	2	
Door catch on right, may be swapped to the left		–	–	–	–	–	
Flange (gland) plate, size		4	4	4	4	4	
Flange (gland) plate, qty		2	2	2	2	2	
Cam lock		2	2	2	–	–	
3-point locking system		–	–	–	■	■	
Accessories							
Flange (Gland) Plates		from page	from page	from page	from page	from page	564
Rails for Interior Fitting	4 pc(s).	2383.210	2383.300	2383.300	2383.300	2383.300	521
Wall Mounting Bracket	4 pc(s).	2508.100	2508.100	2508.100	2508.100	2508.100	503
Baying Kit	1 set(s)	1199.100	1199.100	–	–	–	466
Door Stay	5 pc(s).	2519.000	2519.000	2519.000	2519.000	2519.000	497
180° Hinges	2 pc(s).	2449.000	2449.000	2449.000	2449.000	2449.000	492
Support Strips	20 pc(s).	2325.000	2325.000	2325.000	2325.000	2325.000	494
Transportation Eyebolts	4 pc(s).	–	–	–	2509.000	2509.000	502
Ground Straps		see page	see page	see page	see page	see page	555
LED System Light		see page	see page	see page	see page	see page	548
Plastic Wiring Plan Pockets		from page	from page	from page	from page	from page	496
Dust Guard Trim	1 pc(s).	2426.500	2426.500	2426.500	2426.500	2426.500	500
Lock Systems		from page	from page	from page	from page	from page	478

Accessories

Rain Canopies

See page 499

Wall-Mounted Housing WM

System accessories Page 421 **WM stainless steel** Page 171 **WM for isolator lock** Page 50

Material:
- Housing: Carbon steel
- Door: Carbon steel, all-round foamed-in PU seal

Surface finish:
- Housing and door: Dipcoat-primed, powder-coated on the outside, textured paint
- Mounting plate: Zinc-plated

Color:
- RAL 7035

Single-door housing:

Protection category IP to IEC 60 529:
- IP 66

Protection category NEMA:
- NEMA 12, 3R, 4

Approvals:
- UL
- cUL

Double-door housing:

Protection category IP to IEC 60 529:
- IP 55

Protection category NEMA:
- NEMA 1, 12

Approvals:
- UL
- cUL
- UL file#: E170282

Supply includes:
- Housing with hinged door(s), of all-round solid construction, door catch on the left on single-door housing
- Holes for wall mounting
- Mounting plate
- Lock: 1 slotted lock insert for a housing height up to 500 mm, 2 slotted lock inserts for a housing height up to 600 – 900 mm, 3-point locking system from housing height 1050 mm and for all double-door housing

Technical details:
Available on the Internet

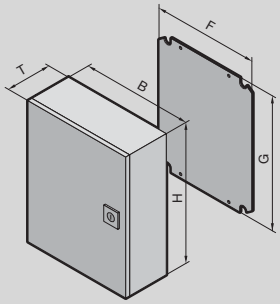

Depth: 6″ (150 mm), Height: 12 – 20″ (300 – 500 mm)

Height (H) inches (mm)	Packs of	12 (300)	16 (400)	16 (400)	16 (400)	20 (500)	20 (500)	Page
Width (B) inches (mm)		12 (300)	12 (300)	16 (400)	20 (500)	16 (400)	20 (500)	
Depth (T) inches (mm)		6 (150)	6 (150)	6 (150)	6 (150)	6 (150)	6 (150)	
Mounting plate height (G) inches (mm)		11 (275)	15 (375)	15 (375)	15 (375)	19 (475)	19 (475)	
Mounting plate width (F) inches (mm)		10 (254)	10 (254)	14 (354)	18 (449)	14 (354)	18 (449)	
Material thickness, housing ga (mm)		16 (1.5)	16 (1.5)	16 (1.5)	16 (1.5)	16 (1.5)	16 (1.5)	
Material thickness, door ga (mm)		16 (1.5)	16 (1.5)	16 (1.5)	16 (1.5)	16 (1.5)	16 (1.5)	
Model No.	1 pc(s).	**8017.528**	**8017.529**	**8017.530**	**8017.531**	**8017.532**	**8017.533**	
Model No. US	1 pc(s).	**WM121206NC**	**WM161206NC**	**WM161606NC**	**WM162006NC**	**WM201606NC**	**WM202006NC**	
Door(s)		1	1	1	1	1	1	
Weight lb (kg)		16 (7)	20 (9)	22 (10)	27 (12)	31 (14)	37 (17)	
Accessories								
Wall mounting bracket	4 pc(s).	2508.100	2508.100	2508.100	2508.100	2508.100	2508.100	503
Plastic handles	1 pc(s).	2533.000	2533.000	2533.000	2533.000	2533.000	2533.000	487

Depth: 6 – 8″ (150 – 210 mm), Height: 16 – 24″ (400 – 600 mm)

Height (H) inches (mm)	Packs of	24 (600)	24 (600)	24 (600)	16 (400)	16 (400)	Page
Width (B) inches (mm)		16 (400)	20 (500)	24 (600)	12 (300)	16 (400)	
Depth (T) inches (mm)		6 (150)	6 (150)	6 (150)	8 (210)	8 (210)	
Mounting plate height (G) inches (mm)		22 (570)	22 (570)	22 (570)	15 (375)	15 (375)	
Mounting plate width (F) inches (mm)		14 (354)	18 (449)	22 (549)	10 (254)	14 (354)	
Material thickness, housing ga (mm)		16 (1.5)	16 (1.5)	16 (1.5)	16 (1.5)	16 (1.5)	
Material thickness, door ga (mm)		16 (1.5)	16 (1.5)	14 (2.0)	16 (1.5)	16 (1.5)	
Model No.	1 pc(s).	**8017.534**	**8017.535**	**8017.536**	**1034.250**	**1244.250**	
Model No. US	1 pc(s).	**WM241606NC**	**WM242006NC**	**WM242406NC**	**WM161208NC**	**WM161608NC**	
Door(s)		1	1	1	1	1	
Weight lb (kg)		36 (16)	42 (19)	53 (24)	20 (9)	22 (10)	
Accessories							
Wall mounting bracket	4 pc(s).	2508.100	2508.100	2508.100	2508.100	2508.100	503
Plastic handles	1 pc(s).	2533.000	2533.000	2533.000	2533.000	2533.000	487

Depth: 8″ (210 mm), Height: 16 – 24″ (400 – 600 mm)

Height (H) inches (mm)	Packs of	16 (400)	20 (500)	20 (500)	20 (500)	24 (600)	24 (600)	Page
Width (B) inches (mm)		20 (500)	16 (400)	20 (500)	24 (600)	16 (400)	20 (500)	
Depth (T) inches (mm)		8 (210)	8 (210)	8 (210)	8 (210)	8 (210)	8 (210)	
Mounting plate height (G) inches (mm)		15 (375)	19 (475)	19 (475)	19 (475)	22 (570)	22 (570)	
Mounting plate width (F) inches (mm)		18 (449)	14 (354)	18 (449)	22 (549)	14 (354)	18 (449)	
Material thickness, housing ga (mm)		16 (1.5)	16 (1.5)	16 (1.5)	16 (1.5)	16 (1.5)	16 (1.5)	
Material thickness, door ga (mm)		16 (1.5)	16 (1.5)	16 (1.5)	16 (1.5)	16 (1.5)	16 (1.5)	
Model No.	1 pc(s).	**8017.541**	**1045.250**	**1050.250**	**8017.544**	**8017.545**	**8017.546**	
Model No. US	1 pc(s).	**WM162008NC**	**WM201608NC**	**WM202008NC**	**WM202408NC**	**WM241608NC**	**WM242008NC**	
Door(s)		1	1	1	1	1	1	
Weight lb (kg)		22 (10)	29 (13)	37 (17)	46 (21)	39 (18)	46 (21)	
Accessories								
Wall mounting bracket	4 pc(s).	2508.100	2508.100	2508.100	2508.100	2508.100	2508.100	503
Plastic handles	1 pc(s).	2533.000	2533.000	2533.000	2533.000	2533.000	2533.000	487

Depth: 8″ (210 mm), Height: 24 – 30″ (600 – 760 mm)

Height (H) inches (mm)	Packs of	24 (600)	24 (600)	24 (600)	30 (760)	30 (760)	30 (760)	Page
Width (B) inches (mm)		24 (600)	30 (760)	41 (1050)	20 (500)	24 (600)	30 (760)	
Depth (T) inches (mm)		8 (210)	8 (210)	8 (210)	8 (210)	8 (210)	8 (210)	
Mounting plate height (G) inches (mm)		22 (570)	22 (570)	22 (550)	29 (730)	29 (730)	29 (730)	
Mounting plate width (F) inches (mm)		22 (549)	28 (704)	39 (1000)	18 (449)	22 (549)	28 (704)	
Material thickness, housing ga (mm)		16 (1.5)	16 (1.5)	16 (1.5)	16 (1.5)	16 (1.5)	16 (1.5)	
Material thickness, door ga (mm)		14 (2.0)	14 (2.0)	14 (2.0)	14 (2.0)	14 (2.0)	14 (2.0)	
Model No.	1 pc(s).	**1060.250**	**8017.549**	**8017.550**	**8017.551**	**1076.250**	**1077.250**	
Model No. US	1 pc(s).	**WM242408NC**	**WM243008NC**	**WM244208NC**	**WM302008NC**	**WM302408NC**	**WM303008NC**	
Door(s)		1	1	2	1	1	1	
Weight lb (kg)		51 (23)	70 (32)	110 (50)	60 (27)	68 (31)	88 (40)	
Accessories								
Wall mounting bracket	4 pc(s).	2508.100	2508.100	2508.100	2508.100	2508.100	2508.100	503
Plastic handles	1 pc(s).	2533.000	2533.000	WMLHKL	2533.000	2533.000	2533.000	487

Depth: 8″ (210 mm), Height: 36 – 47″ (900 – 1200 mm)

Height (H) inches (mm)	Packs of	35 (900)	35 (900)	35 (900)	41 (1050)	41 (1050)	47 (1200)	Page
Width (B) inches (mm)		24 (600)	30 (760)	35 (900)	30 (760)	35 (900)	35 (900)	
Depth (T) inches (mm)		8 (210)	8 (210)	8 (210)	8 (210)	8 (210)	8 (210)	
Mounting plate height (G) inches (mm)		34 (870)	34 (870)	34 (870)	40 (1020)	40 (1020)	45 (1155)	
Mounting plate width (F) inches (mm)		22 (549)	28 (704)	33 (840)	28 (704)	33 (840)	33 (840)	
Material thickness, housing ga (mm)		16 (1.5)	14 (2.0)	14 (2.0)	14 (2.0)	14 (2.0)	14 (2.0)	
Material thickness, door ga (mm)		14 (2.0)	14 (2.0)	14 (2.0)	14 (2.0)	14 (2.0)	14 (2.0)	
Model No.	1 pc(s).	**8017.554**	**8017.555**	**8017.557**	**8017.558**	**8017.559**	**8017.560**	
Model No. US	1 pc(s).	**WM362408NC**	**WM363008NC**	**WM363608NC**	**WM423008NC**	**WM423608NC**	**WM483608NC**	
Door(s)		1	1	1	1	1	1	
Weight lb (kg)		91 (41)	110 (50)	134 (61)	137 (63)	157 (71)	176 (80)	
Accessories								
Wall mounting bracket	4 pc(s).	2508.100	2508.100	2508.100	2508.100	2508.100	2508.100	503
Plastic handles	1 pc(s).	2533.000	2533.000	2533.000	–	–	–	487
L-handle	1 pc(s).	–	–	–	8015.168	8015.168	8015.168	487

Metric measurements are exact, imperial measurements are rounded.

Wall-Mounted Housing WM

Depth: 10″ (250 mm), Height: 20 – 30″ (500 – 760 mm)

Height (H) inches (mm)	Packs of	20 (500)	24 (600)	24 (600)	30 (760)	30 (760)	30 (760)	Page
Width (B) inches (mm)		20 (500)	20 (500)	24 (600)	24 (600)	30 (760)	41 (1050)	
Depth (T) inches (mm)		10 (250)	10 (250)	10 (250)	10 (250)	10 (250)	10 (250)	
Mounting plate height (G) inches (mm)		19 (475)	22 (570)	22 (570)	29 (730)	29 (730)	28 (710)	
Mounting plate width (F) inches (mm)		18 (449)	18 (449)	22 (549)	22 (549)	28 (704)	39 (1000)	
Material thickness, housing ga (mm)		16 (1.5)	16 (1.5)	16 (1.5)	16 (1.5)	16 (1.5)	14 (2.0)	
Material thickness, door ga (mm)		16 (1.5)	16 (1.5)	14 (2.0)	14 (2.0)	14 (2.0)	14 (2.0)	
Model No.	1 pc(s).	**8018.963**	**8017.561**	**8017.562**	**8017.563**	**8018.902**	**8017.564**	
Model No. US	1 pc(s).	**WM202010NC**	**WM242010NC**	**WM242410NC**	**WM302410NC**	**WM303010NC**	**WM304210NC**	
Door(s)		1	1	1	1	1	2	
Weight lb (kg)		45 (20)	48 (22)	51 (23)	75 (34)	88 (40)	154 (70)	
Accessories								
Wall mounting bracket	4 pc(s).	2508.100	2508.100	2508.100	2508.100	2508.100	2508.100	503
Plastic handles	1 pc(s).	2533.000	2533.000	2533.000	2533.000	2533.000	–	487
L-handle	1 pc(s).	8015.168	8015.168	8015.168	8015.168	8015.168	8015.168	487

Depth: 10″ (250 mm), Height: 30 – 60″ (760 – 1500 mm)

Height (H) inches (mm)	Packs of	30 (760)	35 (900)	35 (900)	41 (1050)	47 (1200)	59 (1500)	Page
Width (B) inches (mm)		47 (1200)	24 (600)	30 (760)	35 (900)	35 (900)	35 (900)	
Depth (T) inches (mm)		10 (250)	10 (250)	10 (250)	10 (250)	10 (250)	10 (250)	
Mounting plate height (G) inches (mm)		28 (710)	34 (870)	34 (870)	40 (1020)	45 (1155)	57 (1455)	
Mounting plate width (F) inches (mm)		45 (1150)	22 (549)	28 (704)	33 (840)	33 (840)	33 (840)	
Material thickness, housing ga (mm)		14 (2.0)	16 (1.5)	14 (2.0)	14 (2.0)	14 (2.0)	14 (2.0)	
Material thickness, door ga (mm)		14 (2.0)	14 (2.0)	14 (2.0)	14 (2.0)	14 (2.0)	14 (2.0)	
Model No.	1 pc(s).	**8017.565**	**8017.566**	**8017.567**	**8017.569**	**8017.570**	**8017.571**	
Model No. US	1 pc(s).	**WM304810NC**	**WM362410NC**	**WM363010NC**	**WM423610NC**	**WM483610NC**	**WM603610NC**	
Door(s)		2	1	1	1	1	1	
Weight lb (kg)		138 (63)	85 (38)	116 (53)	162 (74)	178 (81)	189 (86)	
Accessories								
Wall mounting bracket	4 pc(s).	2508.100	2508.100	2508.100	2508.100	2508.100	2508.100	503
Plastic handles	1 pc(s).	–	2533.000	2533.000	–	–	–	487
L-handle	1 pc(s).	8015.168	8015.168	8015.168	8015.168	8015.168	8015.168	487

Depth: 12″ (300 mm), Height: 20 – 35″ (500 – 900 mm)

Height (H) inches (mm)	Packs of	20 (500)	24 (600)	24 (600)	30 (760)	30 (760)	35 (900)	Page
Width (B) inches (mm)		20 (500)	20 (500)	24 (600)	24 (600)	30 (760)	24 (600)	
Depth (T) inches (mm)		12 (300)	12 (300)	12 (300)	12 (300)	12 (300)	12 (300)	
Mounting plate height (G) inches (mm)		19 (470)	22 (570)	22 (570)	29 (730)	29 (730)	34 (870)	
Mounting plate width (F) inches (mm)		18 (449)	18 (449)	22 (549)	22 (549)	28 (704)	22 (549)	
Material thickness, housing ga (mm)		16 (1.5)	16 (1.5)	16 (1.5)	16 (1.5)	16 (1.5)	16 (1.5)	
Material thickness, door ga (mm)		16 (1.5)	16 (1.5)	14 (2.0)	14 (2.0)	14 (2.0)	14 (2.0)	
Model No.	1 pc(s).	**1350.250**	**8017.574**	**8017.575**	**8017.576**	**1073.250**	**8017.578**	
Model No. US	1 pc(s).	**WM202012NC**	**WM242012NC**	**WM242412NC**	**WM302412NC**	**WM303012NC**	**WM362412NC**	
Door(s)		1	1	1	1	1	1	
Weight lb (kg)		45 (20)	51 (23)	63 (28)	77 (35)	93 (42)	88 (40)	
Accessories								
Wall mounting bracket	4 pc(s).	2508.100	2508.100	2508.100	2508.100	2508.100	2508.100	503
Plastic handles	1 pc(s).	2533.000	2533.000	2533.000	2533.000	2533.000	2533.000	487
L-handle	1 pc(s).	8015.168	8015.168	8015.168	8015.168	8015.168	8015.168	487

Depth: 12″ (300 mm), Height: 35″ (900 mm)

Height (H) inches (mm)	Packs of	35 (900)	35 (900)	35 (900)	35 (900)	35 (900)	Page
Width (B) inches (mm)		30 (760)	35 (900)	41 (1050)	47 (1200)	59 (1500)	
Depth (T) inches (mm)		12 (300)	12 (300)	12 (300)	12 (300)	12 (300)	
Mounting plate height (G) inches (mm)		34 (870)	34 (870)	33 (850)	33 (850)	33 (850)	
Mounting plate width (F) inches (mm)		28 (704)	33 (840)	39 (1000)	45 (1150)	57 (1450)	
Material thickness, housing ga (mm)		14 (2.0)	14 (2.0)	14 (2.0)	14 (2.0)	14 (2.0)	
Material thickness, door ga (mm)		14 (2.0)	14 (2.0)	14 (2.0)	14 (2.0)	14 (2.0)	
Model No.	1 pc(s).	**8017.579**	**8017.581**	**8017.582**	**8017.583**	**8017.584**	
Model No. US	1 pc(s).	**WM363012NC**	**WM363612NC**	**WM364212NC**	**WM364812NC**	**WM366012NC**	
Door(s)		1	1	2	2	2	
Weight lb (kg)		120 (55)	140 (64)	167 (76)	186 (85)	226 (103)	
Accessories							
Wall mounting bracket	4 pc(s).	2508.100	2508.100	2508.100	2508.100	2508.100	503
Plastic handles	1 pc(s).	2533.000	2533.000	–	–	–	487
L-handle	1 pc(s).	8015.168	8015.168	8015.168	8015.168	8015.168	487

Depth: 12″ (300 mm), Height: 41 – 59″ (1050 – 1500 mm)

Height (H) inches (mm)	Packs of	41 (1050)	41 (1050)	47 (1200)	47 (1200)	59 (1500)	Page
Width (B) inches (mm)		35 (900)	59 (1500)	35 (900)	47 (1200)	35 (900)	
Depth (T) inches (mm)		12 (300)	12 (300)	12 (300)	12 (300)	12 (300)	
Mounting plate height (G) inches (mm)		40 (1020)	39 (1000)	45 (1155)	45 (1150)	57 (1455)	
Mounting plate width (F) inches (mm)		33 (840)	57 (1450)	33 (840)	45 (1150)	33 (840)	
Material thickness, housing ga (mm)		14 (2.0)	14 (2.0)	14 (2.0)	14 (2.0)	14 (2.0)	
Material thickness, door ga (mm)		14 (2.0)	14 (2.0)	14 (2.0)	14 (2.0)	14 (2.0)	
Model No.	1 pc(s).	**8017.586**	**8017.587**	**8017.588**	**8017.590**	**8017.591**	
Model No. US	1 pc(s).	**WM423612NC**	**WM426012NC**	**WM483612NC**	**WM484812NC**	**WM603612NC**	
Door(s)		1	2	1	2	1	
Weight lb (kg)		169 (77)	259 (118)	180 (82)	204 (93)	200 (91)	
Accessories							
Wall mounting bracket	4 pc(s).	2508.100	2508.100	2508.100	2508.100	2508.100	503
L-handle	1 pc(s).	8015.168	8015.168	8015.168	8015.168	8015.168	487

Depth: 16 – 20″ (400 – 500 mm), Height: 35 – 59″ (900 – 1500 mm)

Height (H) inches (mm)	Packs of	35 (900)	47 (1200)	59 (1500)	47 (1200)	Page
Width (B) inches (mm)		30 (760)	35 (900)	35 (900)	35 (900)	
Depth (T) inches (mm)		16 (400)	16 (400)	16 (400)	20 (500)	
Mounting plate height (G) inches (mm)		34 (870)	45 (1155)	57 (1450)	45 (1155)	
Mounting plate width (F) inches (mm)		28 (704)	33 (840)	33 (840)	33 (840)	
Material thickness, housing ga (mm)		14 (2.0)	14 (2.0)	14 (2.0)	14 (2.0)	
Material thickness, door ga (mm)		14 (2.0)	14 (2.0)	14 (2.0)	14 (2.0)	
Model No.	1 pc(s).	**8017.594**	**8017.595**	**8017.597**	**8017.599**	
Model No. US	1 pc(s).	**WM363016NC**	**WM483616NC**	**WM603616NC**	**WM483620NC**	
Door(s)		1	1	1	1	
Weight lb (kg)		134 (61)	204 (93)	248 (112)	220 (100)	
Accessories						
Wall mounting bracket	4 pc(s).	2508.100	2508.100	2508.100	2508.100	503
Plastic handles	1 pc(s).	2533.000	–	–	–	487
L-handle	1 pc(s).	8015.168	8015.168	8015.168	8015.168	487

Wall-Mounted Housing WM

System accessories Page 421 **WM stainless steel, for isolator lock** Page 173

Material:
- Housing: Carbon steel
- Door: Carbon steel, all-round foamed-in PU seal
- Mounting plate: Carbon steel

Surface finish:
- Housing and door: Dipcoat-primed, powder-coated on the outside, textured paint
- Mounting plate: Zinc-plated

Color:
- RAL 7035

Protection category IP to IEC 60 529:
- IP 66

Protection category NEMA:
- NEMA 12, 3R, 4

Approvals:
- UL
- cUL
- UL file#: E170282

Supply includes:
- Housing with hinged door(s), of all-round solid construction, door catch on the left on single-door housing
- Universal disconnect cutout
- Holes for wall mounting
- Mounting plate
- 2 or 3-point latching L-handle

Technical details:
Available on the Internet

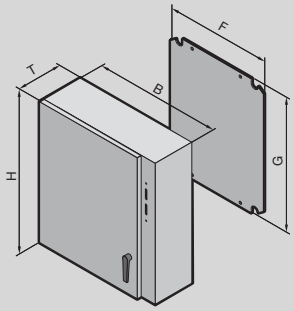

For Isolator Lock

Height (H) inches (mm)	Packs of	24 (600)	35 (900)	35 (900)	41 (1050)	Page
Width (B) inches (mm)		26 (650)	32 (825)	32 (825)	32 (825)	
Depth (T) inches (mm)		8 (210)	10 (250)	12 (300)	12 (300)	
Mounting plate height (G) inches (mm)		22 (570)	34 (870)	34 (870)	40 (1020)	
Mounting plate width (F) inches (mm)		22 (549)	28 (704)	28 (704)	29 (730)	
Material thickness, housing ga (mm)		16 (1.5)	14 (2.0)	14 (2.0)	14 (2.0)	
Material thickness, door ga (mm)		14 (2.0)	14 (2.0)	14 (2.0)	14 (2.0)	
Mounting plate thickness ga (mm)		12 (2.5)	11 (3)	11 (3)	11 (3)	
Model No.		**8017.548**	**8017.568**	**8017.580**	**8017.585**	
Model No. US	1 pc(s).	**WM242608XC**	**WM363210XC**	**WM363212XC**	**WM423212XC**	
Locking points		2	2	2	3	
Weight lb (kg)		59 (27)	132 (60)	139 (63)	163 (74)	
Accessories						
Wall mounting bracket	4 pc(s).	2508.100	2508.100	2508.100	2508.100	503
L-handle	1 pc(s).	8015.168	8015.168	8015.168	8015.168	487

For Isolator Lock

Height (H) inches (mm)	Packs of	47 (1200)	59 (1500)	47 (1200)	59 (1500)	Page
Width (B) inches (mm)		38 (975)	38 (975)	38 (975)	38 (975)	
Depth (T) inches (mm)		12 (300)	12 (300)	16 (400)	16 (400)	
Mounting plate height (G) inches (mm)		45 (1155)	57 (1455)	45 (1155)	57 (1455)	
Mounting plate width (F) inches (mm)		33 (840)	33 (840)	33 (840)	33 (840)	
Material thickness, housing ga (mm)		14 (2.0)	14 (2.0)	14 (2.0)	14 (2.0)	
Material thickness, door ga (mm)		14 (2.0)	14 (2.0)	14 (2.0)	14 (2.0)	
Mounting plate thickness ga (mm)		11 (3)	11 (3)	11 (3)	11 (3)	
Model No.	1 pc(s).	**8017.589**	**8017.592**	**8017.596**	**8018.981**	
Model No. US	1 pc(s).	**WM483812XC**	**WM603812XC**	**WM483816XC**	**WM603816XC**	
Locking points		3	3	3	3	
Weight lb (kg)		196 (89)	235 (107)	211 (96)	266 (121)	
Accessories						
Wall mounting bracket	4 pc(s).	2508.100	2508.100	2508.100	2508.100	503
L-handle	1 pc(s).	8015.168	8015.168	8015.168	8015.168	487

Compact System Enclosures CM

System accessories Page 421 **System lights** Page 545 **Cable duct** Page 573 **Climate control** Page 233

Material:
- Housing: Carbon steel 1.5 mm
- Door: Carbon steel, 2.0 mm, all-round foamed-in PU seal
- Mounting plate: Carbon steel 3.0 mm

Surface finish:
- Housing and door: Dipcoat-primed, powder-coated on the outside, textured paint
- Mounting plate: Zinc-plated

Color:
- RAL 7035

Protection category IP to IEC 60 529:
- IP 55 with selection of the appropriate base plate or trim panel

Protection category NEMA:
- NEMA 12 with selection of the appropriate base plate or trim panel

Supply includes:
- Housing with hinged door(s)
- 3-point locking system with double-bit insert
- Mounting plate
- Open base for individual cable entry

Approvals:
- UL
- CSA
- TÜV
- Lloyds Register of Shipping

Technical details:
Available on the Internet



Width 24 – 32″ (600 – 800 mm)

Height (H) inches (mm)	Packs of	32 (800)	39 (1000)	47 (1200)	39 (1000)	47 (1200)	Page
Width (B) inches (mm)		24 (600)	24 (600)	24 (600)	32 (800)	32 (800)	
Depth (T) inches (mm)		16 (400)	16 (400)	16 (400)	16 (400)	16 (400)	
Mounting plate width (F) inches (mm)		21 (540)	21 (540)	21 (540)	29 (740)	29 (740)	
Mounting plate height (G) inches (mm)		30 (755)	38 (955)	45 (1155)	38 (955)	45 (1155)	
Model No.	1 pc(s).	**5110.500**	**5111.500**	**5113.500**	**5115.500**	**5117.500**	
Weight lb (kg)		86 (39.0)	108 (49.0)	123 (56.0)	134 (61.0)	157 (71.0)	
Door(s)		1	1	1	1	1	
Door catch on right, may be swapped to the left		■	■	■	■	■	
Accessories							
Base/Plinth		from page	from page	from page	from page	from page	424
Trim Panel	1 pc(s).	5001.130	5001.130	5001.130	5001.140	5001.140	114
Base Plates		see page	see page	see page	see page	see page	440
Rails for Interior Fitting, for Height	4 pc(s).	5001.051	5001.052	5001.053	5001.052	5001.053	521
Rails for Interior Fitting, for Width	4 pc(s).	5001.050	5001.050	5001.050	5001.051	5001.051	521
TS System Chassis 17 x 73 mm, for Depth	4 pc(s).	8612.140	8612.140	8612.140	8612.140	8612.140	522
TS System Chassis 17 x 73 mm, for Width	4 pc(s).	8612.060	8612.060	8612.060	8612.080	8612.080	522
Base Configuration Rail	2 pc(s).	5001.370	5001.370	5001.370	5001.370	5001.370	524
Support Strips	20 pc(s).	4596.000	4596.000	4596.000	4598.000	4598.000	494
Cable Clamp Rails	1 pc(s).	5001.080	5001.080	5001.080	5001.081	5001.081	574
Wiring Plan Pockets, Carbon Steel	1 pc(s).	4116.500	4116.500	4116.500	4118.500	4118.500	497
Rain Canopies, Carbon Steel	1 pc(s).	5001.310	5001.310	5001.310	5001.330	5001.330	499
Rail Systems		from page	from page	from page	from page	from page	521
Lock Systems		from page	from page	from page	from page	from page	478

Rittal – The System.

Faster – better – everywhere.

- Enclosures
- Power Distribution
- Climate Control
- IT Infrastructure
- Software & Services

12.2014 / E944

Rittal Corporation
Woodfield Corporate Center · 425 North Martingale Road, Suite 400
Schaumburg, Illinois 60173 USA
Phone: 937 399 0500 · Fax: 937 390 5599 · Toll-free: 800-477-4000
E-mail: rittal@rittal.us · www.rittal.us

Rittal Systems Ltd.
6485 Ordan Drive · Mississauga Ontario L5T 1X2 · Canada
Phone: 905-795-0777 · Fax: 905-795-9548 · Toll-free: 800-399-0748
E-mail: marketing@rittal.ca · www.rittal.ca

ENCLOSURES · POWER DISTRIBUTION · CLIMATE CONTROL · IT INFRASTRUCTURE · SOFTWARE & SERVICES

FRIEDHELM LOH GROUP