



Compact Fluorescent

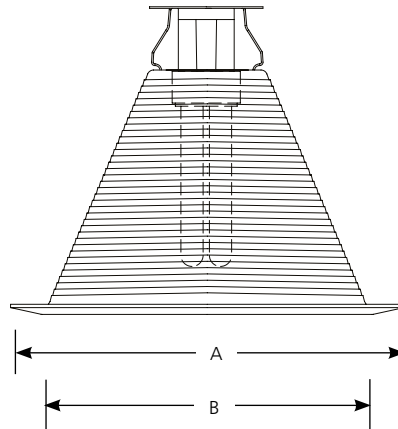
**6" Step Baffle
Single Vertical Lamp
IC & Non-IC**

Recessed

Type _____

-09 -14 -28 -31 -36 -20
P8066

Catalog No.	Finish						Dimensions (Inches)	
	Brushed Nickel	Brushed Copper	White	Black	Chestnut	Antique Bronze	A	B
P8066	-09	-14	-28	-31	-36	-20	7-3/4	6-11/32



Lamp Wattage

Housing	IC	Non-IC
P83-AT	13w 4-pin Quad/Triple-tube CF	13w 4-pin Quad/Triple-tube CF
P83-ICAT	13w 4-pin Quad/Triple-tube CF	13w 4-pin Quad/Triple-tube CF
P88-ICAT	18w 4-pin Quad/Triple-tube CF	18w 4-pin Quad/Triple-tube CF
P183-EB	13w 4-pin Triple-tube CF	13w 4-pin Triple-tube CF
P83-26ICAT	26w 4-pin Triple-tube CF	26w 4-pin Triple-tube CF
P62-FB	N/A	26 or 32w 4-pin Triple-tube CF

Specifications:

Flange

- Bright white powdered painted metal flange
- Integral to trim
- No light leaks around trim flange
- Covers irregular ceiling openings
- Nickel and Copper flange is brushed in same finish
- Flange on Chestnut and Antique matches interior finish

Trim

- One-piece aluminum construction
- White and Black finishes are powder coated
- Nickel and Copper finishes are anti-iridescent anodized
- Trim-Lok action forces trim to fit snugly against the ceiling
- Socket mounts to trim for optimum performance and consistent lamp position
- Multi-groove baffle

Lamps

- Maximum overall length of lamp cannot exceed 5.5" (5-1/2")
- Available are: GE -F26TBX, Phillips PLT26, Sylvania CF26 or 32DT, or Progress 7808-01 (26w)

Labels

- UL-CUL damp location listed

Progress Lighting
701 Millennium Blvd.
Greenville, South Carolina
29607

www.progresslighting.com
Patent# 5,758,979, 5,758,980

Rev. 2/07

P83

P83 with P8066-28

Report No. 98029

No. Lamps: 1 Type Lamp: 13W QUAD CF-GE Total Lumens: 860

Fixture Efficiency: 55.1%

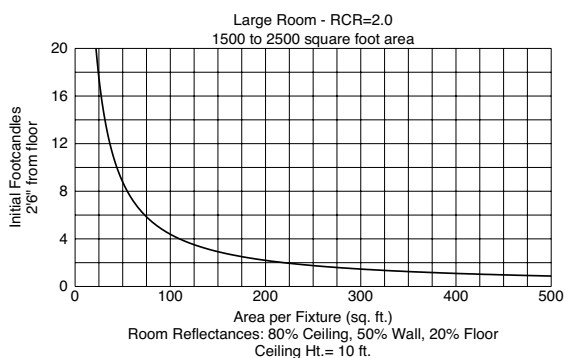
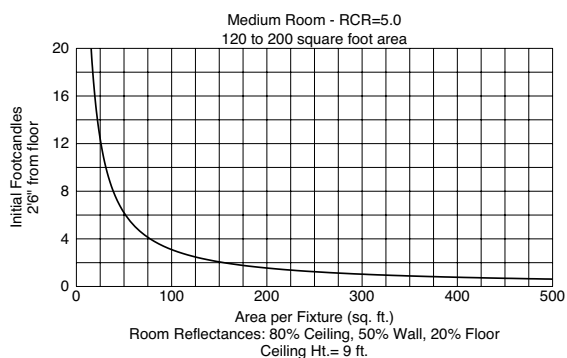
S/MH Ratio: 1.4

Single Fixture Data

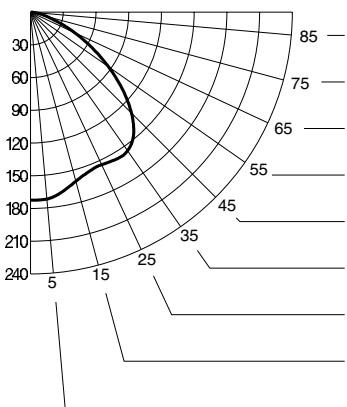
Ceiling Ht.(Ft.)	10% Values		Zero Degrees Ft.-C	50% Values	
	Beam Angle - 109			Beam Angle - 69	
	Ft.-C	Beam Dia.		Ft.-C	Beam Dia.
8	0.6	16	5.7	2.8	8
10	0.3	21	3.1	1.5	10
12	0.2	27	1.9	1.0	13
14	0.1	32	1.3	0.7	16
16	0.1	38	0.9	0.5	19

Ft.-C (Footcandles) are initial and measured 2'-6" from floor

Quick Calculator Charts



DISTRIBUTION CURVE



INTENSITY DATA

DEGREES	CANDELA
90	0
85	3
80	9
75	16
70	28
65	45
60	65
55	87
50	110
45	131
40	147
35	155
30	156
25	154
20	156
15	161
10	167
5	172
0	172

ZONAL CAVITY COEFFICIENTS OF UTILIZATION

Effective Floor Cavity Reflectance 0.20

RC	Effective Floor Cavity Reflectance 0.20																						
	80				70				50				30				10				0		
RW	70	50	30	10	70	50	30	10	50	30	10	50	30	10	50	30	10	50	30	10	0		
0	66	66	66	66	64	64	64	64	61	61	61	59	59	59	56	56	56	55					
1	61	58	56	54	59	57	55	53	55	53	52	53	51	50	51	50	49	48					
2	56	51	48	45	54	50	47	44	48	46	43	47	44	42	45	43	42	40					
3	51	45	41	38	50	45	41	37	43	40	37	41	39	36	40	38	36	34					
4	47	40	36	32	45	40	35	32	38	35	32	37	34	31	36	33	31	30					
5	43	36	31	28	42	35	31	28	34	30	27	33	30	27	32	29	27	26					
6	40	32	28	24	39	32	27	24	31	27	24	30	26	24	29	26	24	22					
7	37	29	25	21	36	29	24	21	28	24	21	27	24	21	27	23	21	20					
8	34	27	22	19	33	26	22	19	26	22	19	25	21	19	24	21	19	18					
9	32	25	20	17	31	24	20	17	24	20	17	23	19	17	22	19	17	16					
10	30	23	18	15	29	22	18	15	22	18	15	21	18	15	21	18	15	14					



Incandescent

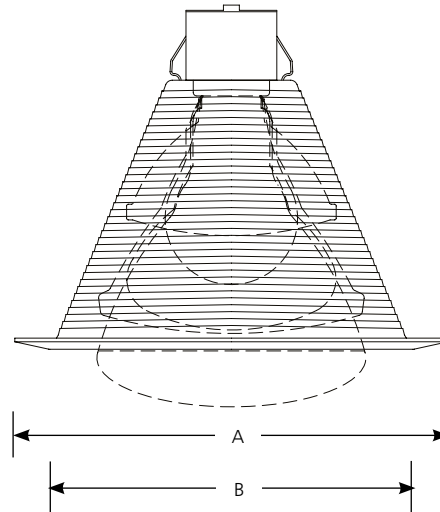
**6" Step Baffle
IC & Non-IC**

Recessed

Type _____

-09 -14 -28 -31 -36 -20
P8066

Catalog No.	Finish						Dimensions (Inches)	
	Brushed Nickel	Brushed Copper	White	Black	Chestnut	Antique Bronze	A	B
P8066	-09	-14	-28	-31	-36	-20	7-3/4	6-11/32



Lamp Wattage

Housing	IC	Non-IC
P87-AT	75PAR30/65BR30	120BR40/150PAR38/40A19
P87-ATQC	75PAR30/65BR30	120BR40/150PAR38/40A19
P187-TG	75PAR30/65BR30	120BR40/150PAR38/40A19
P821-AT	120BR40/150PAR38/100A19	120BR40/150PAR38/100A19
P821-FB, P821-FBFC	N/A	150R40/150BR40/150PAR38/40A19

Specifications:

Flange

- Bright white powdered painted metal flange
- Integral to trim
- No light leaks around trim flange
- Covers irregular ceiling openings
- Nickel and Copper flange is brushed in same finish
- Flange on Chestnut and Antique matches interior finish

- Socket mounts to trim for optimum performance and consistent lamp position
- Multi-groove baffle
- White and black finishes are powder coated
- Nickel and Copper finishes are anti-iridescent anodized
- Can be used in 45° sloped ceilings with P87-AT, P87-ATQC, and P187-TG housings

Trim

- One-piece aluminum construction
- Trim-Lok action forces trim to fit snugly against the ceiling

Labels

- UL-CUL damp location listed

Progress Lighting
701 Millennium Blvd.
Greenville, South Carolina
29607

www.progresslighting.com
Patent# 5,758,979, 5,758,980

P87AT

P87AT WITH P8066-28

Report No. 98123

No. Lamps: 1 Type Lamp: 40A19 GE Total Lumens: 505

Fixture Efficiency: 58.1%

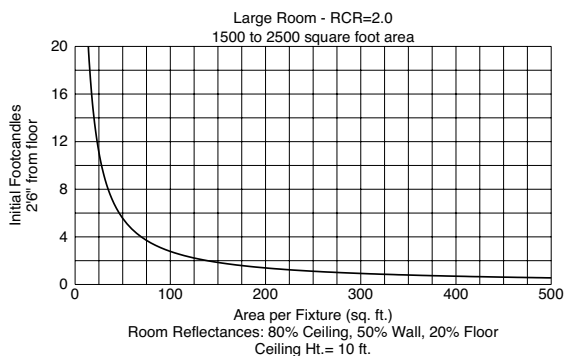
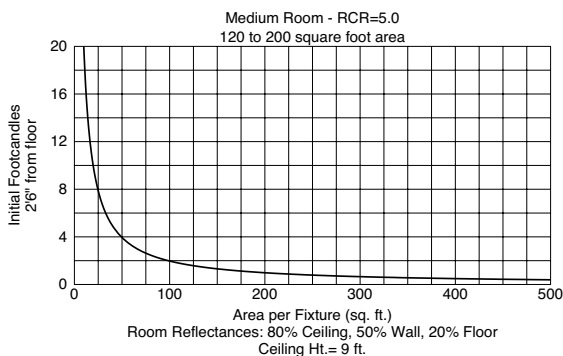
S/MH Ratio: 1.3

Single Fixture Data

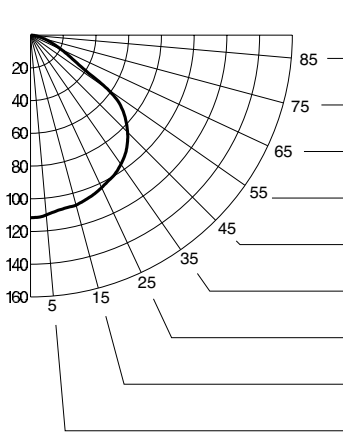
Ceiling Ht.(Ft.)	10% Values		Zero Degrees Ft.-C	50% Values	
	Beam Angle - 110			Beam Angle - 68	
	Ft.-C	Beam Dia.		Ft.-C	Beam Dia.
8	0.4	16	3.7	1.8	7
10	0.2	21	2.0	1.0	10
12	0.1	27	1.2	0.6	13
14	0.1	33	0.8	0.4	15
16	0.1	38	0.6	0.3	18

Ft.-C (Footcandles) are initial and measured 2'-6" from floor

Quick Calculator Charts



DISTRIBUTION CURVE



INTENSITY DATA

DEGREES	CANDELA
90	0
85	2
80	5
75	9
70	14
65	21
60	31
55	57
50	75
45	84
40	91
35	96
30	100
25	103
20	105
15	108
10	108
5	110
0	112

ZONAL CAVITY COEFFICIENTS OF UTILIZATION

Effective Floor Cavity Reflectance 0.20

RC	Effective Floor Cavity Reflectance 0.20																							
	80				70				50				30				10				0			
	RW	70	50	30	10	70	50	30	10	50	30	10	50	30	10	50	30	10	50	30	10	0		
0	69	69	69	69	68	68	68	68	65	65	65	62	62	62	59	59	59	58						
1	64	62	60	58	63	60	58	57	58	56	55	56	54	53	54	53	52	51						
2	59	55	51	48	57	54	50	48	52	49	46	50	47	45	48	46	44	43						
3	54	48	44	41	53	48	44	40	46	42	40	44	41	39	43	40	38	37						
4	50	43	38	35	48	42	38	35	41	37	34	40	36	34	38	36	33	32						
5	46	39	34	30	45	38	33	30	37	33	30	36	32	29	35	32	29	28						
6	42	35	30	26	41	34	30	26	33	29	26	32	29	26	32	28	26	24						
7	39	32	27	23	38	31	27	23	30	26	23	30	26	23	29	25	23	22						
8	37	29	24	21	36	28	24	21	28	24	21	27	23	20	26	23	20	19						
9	34	26	22	19	33	26	22	19	25	21	19	25	21	18	24	21	18	17						
10	32	24	20	17	31	24	20	17	24	20	17	23	19	17	22	19	17	16						

P87-AT

P87-AT WITH P8066-31

Report No. 98098

No. Lamps: 1 Type Lamp: 150PAR38 - SYLVANIA Total Lumens: 2200

Fixture Efficiency: 95.6%

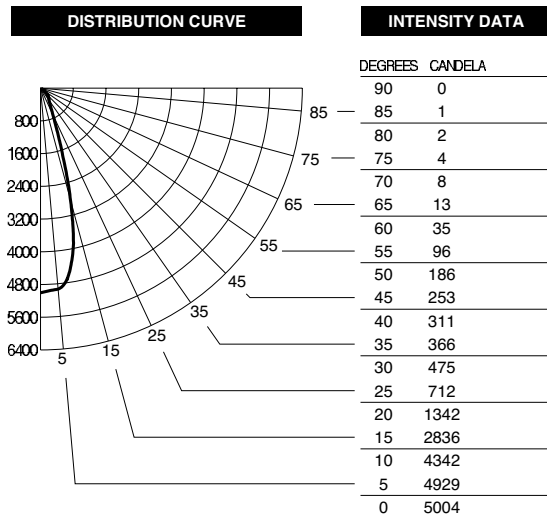
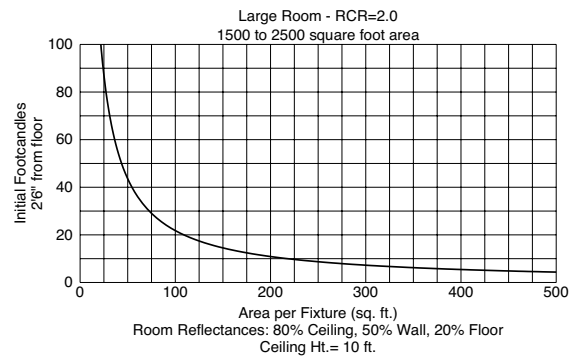
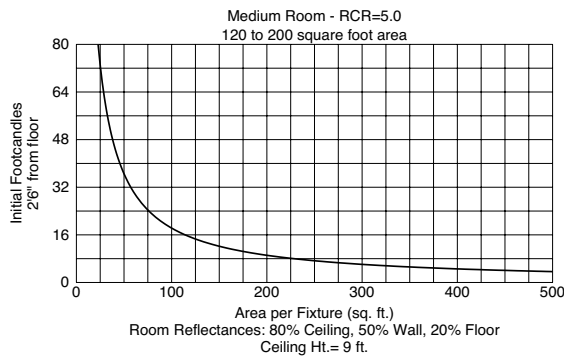
S/MH Ratio: 0.5

Single Fixture Data

Ceiling Ht.(Ft.)	10% Values		Zero Degrees Ft.-C	50% Values	
	Beam Angle - 51			Beam Angle - 30	
	Ft.-C	Beam Dia.		Ft.-C	Beam Dia.
8	16.5	5	165.4	82.7	3
10	8.9	7	89.0	44.5	4
12	5.5	9	55.4	27.7	5
14	3.8	11	37.8	18.9	6
16	2.7	13	27.5	13.7	7

Ft.-C (Footcandles) are initial and measured 2'-6" from floor

Quick Calculator Charts



ZONAL CAVITY COEFFICIENTS OF UTILIZATION

Effective Floor Cavity Reflectance 0.20

RC	Effective Floor Cavity Reflectance 0.20																						
	80				70				50				30				10				0		
RW	70	50	30	10	70	50	30	10	50	30	10	50	30	10	50	30	10	50	30	10	0		
0	114	114	114	114	111	111	111	111	106	106	106	102	102	102	98	98	98	96					
1	109	106	104	102	106	104	102	100	100	99	97	97	96	94	94	93	92	90					
2	104	99	96	93	102	98	94	92	95	92	90	92	90	88	89	88	86	84					
3	99	93	89	85	97	92	88	85	90	86	83	87	84	82	85	83	81	79					
4	95	88	83	79	93	87	82	79	85	81	78	83	80	77	81	78	76	75					
5	90	83	78	74	89	82	77	74	81	76	73	79	75	72	78	74	72	71					
6	87	79	74	70	85	78	73	70	77	72	69	75	72	69	74	71	68	67					
7	83	75	70	66	82	74	69	66	73	69	66	72	68	65	71	68	65	64					
8	80	72	66	63	79	71	66	63	70	66	62	69	65	62	68	65	62	61					
9	77	68	63	60	76	68	63	60	67	63	60	66	62	59	66	62	59	58					
10	74	66	61	57	73	65	60	57	65	60	57	64	60	57	63	59	57	56					

