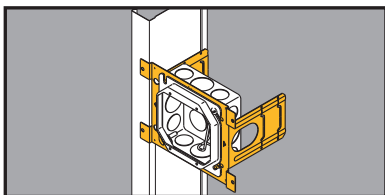


- Double-side box support, designed for Pre-Fab. Unit can be installed on either side of stud without repositioning box or devices.
- Patented Marty-Mouse™ ears feature an innovative keyhole pattern to secure outlet box to bracket with or without the plaster ring.
- Wider box opening accommodates one or two gang adjustable plaster rings (B1AJ & B2AJ).
- Enhanced far-side support stands up during drywall installation and out performs competitor brackets.
- See Ruff-IN™ brochure for pre-fab box assemblies.
- Finish: Pre-Galvanized



Double-Sided Box Support Bracket w/ Marty-Mouse™ Ears




Wall Studs

1. Bracket is shipped with ear tabs in the open position



3. When plaster ring is installed, the ear tabs are bent down into the closed position



2. Insert box screws into open slots



4. With the tabs closed, the box remains secured to the bracket when the plaster ring is removed

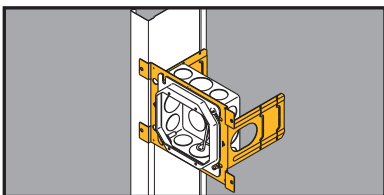


UPC/Part Number	Catalog Number	Stud Size	Box Qty.
782051 38645	BB73	3 1/2", 2 1/2"	50
782051 38717	BB74	4", 3 1/2", 2 1/2"	50
782051 38759	BB76	6", 5 1/2", 3 1/2", 2 1/2"	25

Patent # 5595362

Read safety/installation instruction sheets in packages before use. These products are designed for positioning only. No load rating.

- Double-side box support, designed for Pre-Fab. Unit can be installed on either side of stud without repositioning box or devices.
- Patented Marty-Mouse™ ears feature an innovative keyhole pattern to secure outlet box to bracket with or without the plaster ring.
- Wider box opening accommodates one or two gang adjustable plaster rings (B1AJ & B2AJ).
- Enhanced far-side support stands up during drywall installation and out performs competitor brackets.
- See Ruff-IN™ brochure for pre-fab box assemblies.
- Finish: Pre-Galvanized



Double-Sided Box Support Bracket w/ Marty-Mouse™ Ears




Wall Studs

1. Bracket is shipped with ear tabs in the open position



3. When plaster ring is installed, the ear tabs are bent down into the closed position



2. Insert box screws into open slots



4. With the tabs closed, the box remains secured to the bracket when the plaster ring is removed



UPC/Part Number	Catalog Number	Stud Size	Box Qty.
782051 38645	BB73	3 1/2", 2 1/2"	50
782051 38717	BB74	4", 3 1/2", 2 1/2"	50
782051 38759	BB76	6", 5 1/2", 3 1/2", 2 1/2"	25

Patent # 5595362

Read safety/installation instruction sheets in packages before use. These products are designed for positioning only. No load rating.