

Residential grade toggle switches

Project Name:	Prepared By:
Project Number:	Date:
Catalog Number:	Type:

Description

Single Pole, 3-Way, 4-Way
15A, 120V/AC



1301



1303



1301-73



1301-7LT

Design features

- 3-way switches feature additional push-in common termination for feed-through tapping
- Push-in terminals accept #14 AWG solid wire only; side wire terminals accept up to #10 AWG solid wire
- Long, broad mounting strap virtually eliminates floating installations
- Patented built-in wire stripper for #12 and #14 AWG wire to speed installation
- Tri-combo screws accept Slotted, Phillips, and Robertson-head tools for installation flexibility
- Wire looper speeds termination of both #14 and #12 AWG wire
- Lighted toggle glows in "OFF" position

Table 1. Specification Grade Toggle Switches

Catalog No.	Description	Rating		Color Suffix
		A	V/AC	
<input type="checkbox"/> 1301__	Single pole, side wire & push wire, non-grounding	15	120	B, BK, LA, V, W
<input type="checkbox"/> 1303__	3-way, back wire, side wire & push wire, non-grounding	15	120	B, BK, LA, V, W
<input type="checkbox"/> 1301-7__	Single pole, side wire & push wire	15	120	A, B, BK, LA, V, W
<input type="checkbox"/> 1301-9__	Single pole, side wire & push wire, auto ground	15	120	A, B, BK, LA, V, W
<input type="checkbox"/> 1303-7__	3-way, back wire, side wire & push wire	15	120	A, B, BK, LA, V, W
<input type="checkbox"/> 1303-9__	3-way, side wire & push wire, auto ground	15	120	A, B, BK, LA, V, W
<input type="checkbox"/> 1301-73__	Single pole, less ears, side wire & push wire	15	120	A, B, BK, LA, W, V
<input type="checkbox"/> 1301-7LT__	Lighted, single pole, side wire & push wire	15	120	A, LA, V, W
<input type="checkbox"/> 1303-7LT__	Lighted, 3-way, side wire & push wire	15	120	LA, V, W
<input type="checkbox"/> 1242-7__	4-way, side wire & push wire	15	120	A, B, BK, LA, V, W

Compliances, specifications and availability are subject to change without notice.



Powering Business Worldwide

Project Name:	Prepared By:
Project Number:	Date:
Catalog Number:	Type:

Table 2. Specifications

Catalog No.	1300 Series	1242-7 Series
Device Type	15A 120/277V Residential Grade Toggle Switch	15A 120/277V Residential Grade Toggle Switch
Wiring Type	Back & side wire	Back & side wire
Testing & Code Compliance	cULus listed to UL 20, file no. E18704	cULus listed to UL 20, file no. E18704 UL verified to Federal Spec WS-896-F
Environmental Specifications	Flammability: Meets UL94 requirements; V2 rated Temperature Rating: -20°C to 60°C (-4°F to 140°F)	Flammability: Meets UL94 requirements; V2 rated Temperature Rating: -20°C to 60°C (-4°F to 140°F)
Electrical Specifications	Dielectric Voltage: Withstands 1500V per UL 20 Current Interrupting: Yes, at full-rated current Temperature Rise: Max. 30°C (86°F) after 100 cycles of overload and 30,000 cycles of endurance testing	Dielectric Voltage: Withstands 1500V per UL 20 Current Interrupting: Yes, at full-rated current Temperature Rise: Max. 30°C (86°F) after 100 cycles of overload and 30,000 cycles of endurance testing
Mechanical Specifications	Terminal Accommodation: #14 - 10 AWG Voltage Ratings: Permanently marked on device Horsepower Ratings: Rated for motor loads per 15A: @ 120V/AC = 1/2 HP, @ 240V/AC=2 HP; max. amps 12A	Terminal Accommodation: #14 - 10 AWG Voltage Ratings: Permanently marked on device Horsepower Ratings: Rated for motor loads per 15A: @ 120V/AC = 1/2 HP, @ 240V/AC=2 HP; max. amps 12A

Table 3. Materials

Catalog No.	1300 Series	1242-7 Series
Toggle	Thermoplastic, PVC	Thermoplastic, PVC
Top Housing	Polycarbonate	Polycarbonate
Bottom Housing	Polycarbonate	Polycarbonate
Strap	0.050" thick steel, galvanized	0.050" thick steel, galvanized
Auto Ground Clip	0.015" thick brass	0.015" thick brass
Terminals	0.030" thick brass	0.030" thick brass
Terminal Screws	#10-32 brass, black	#10-32 brass, black
Ground Screw	#8-32 steel, zinc plated, green	#8-32 steel, zinc plated, green
Back wire Clamp	0.070" plated steel (terminal screws), 0.50" (ground screw)	0.070" plated steel (terminal screws), 0.50" (ground screw)
Contacts	Silver alloy	Silver alloy
Moveable Contact Arm	0.030" thick brass	0.030" thick brass

Table 4. Color Ordering Information

For ordering devices, include Cat. no. followed by the color code: A (Almond), B (Brown), BK (Black), LA (Light Almond), V (Ivory), W (White)

A	B	BK	LA	V	W
Almond	Brown	Black	Lt. Almond	Ivory	White

Project Name:	Prepared By:
Project Number:	Date:
Catalog Number:	Type:

Product Dimensions

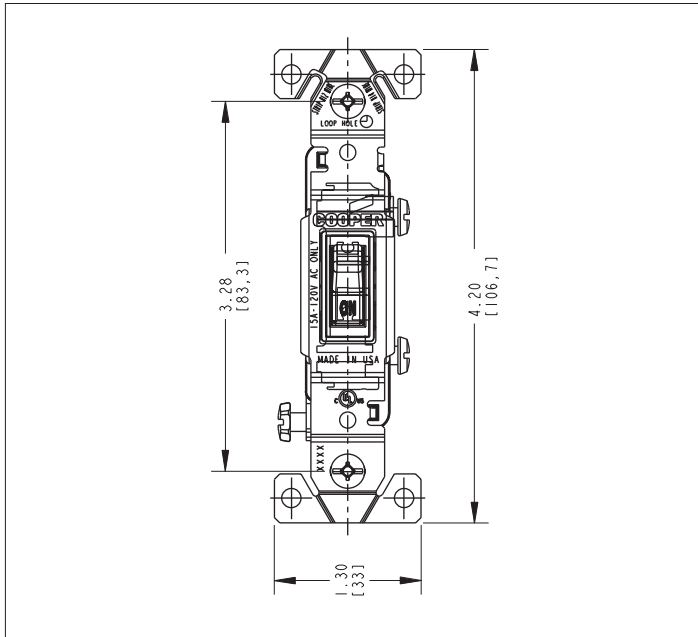


Figure 1. 1301 Line Art With Dimensions

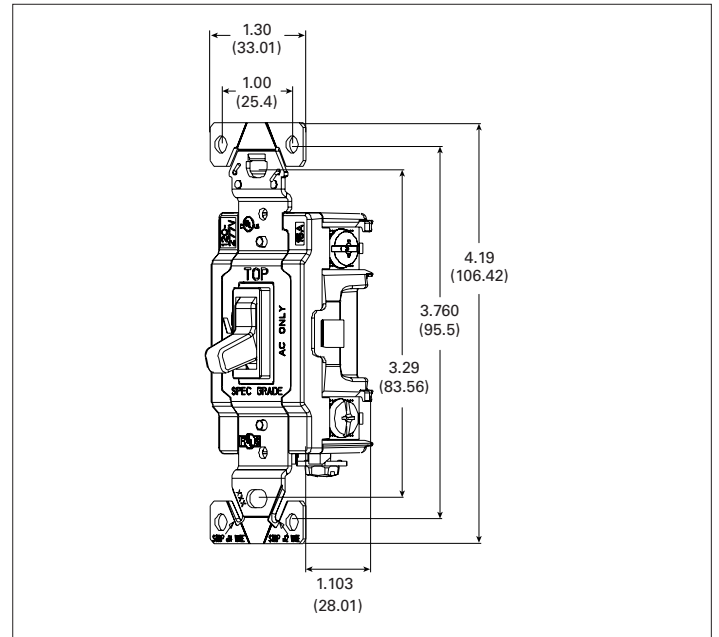


Figure 2. 1242-7 Line Art With Dimensions

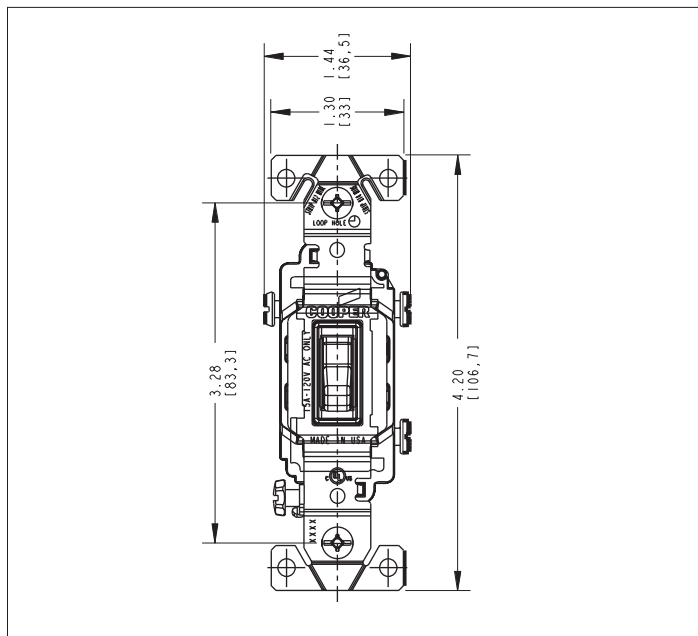









Figure 3. 1303 Line Art With Dimensions

Project Name:	Prepared By:
Project Number:	Date:
Catalog Number:	Type:

Certifications & Compliances

Catalog no.							
1301	•	•				•	•
1303	•	•				•	•
1301-7	•	•	•			•	•
1301-9	•	•	•			•	•
1303-7	•	•	•			•	•
1303-9	•	•	•			•	•
1242-7	•	•		•			
1301-73				•		•	•
1301-7LT		•	•		•	•	
1303-7LT		•	•		•	•	

KEY:  cULus  NOM  UL  Fed Spec  CSA  NAFTA  ROHS

 Parts are manufactured and designed in accordance with article 4 of the European Union's RoHS2 directive 2011/65/EU

Compliances, specifications and availability are subject to change without notice.

Electrical Sector
203 Cooper Circle
Peachtree City, GA 30269
United States
Eaton.com
Eaton.com/arrowhart

Electrical Sector
Canada Operations
5925 McLaughlin Road
Mississauga, Ontario, L5R 1B8
Canada
EatonCanada.ca
Eaton.com/arrowhart

Electrical Sector
Mexico Operations
Carr. Tlalhepantla -
Cuautitlán Km 17.8 s/n
Col. Villa Jardín esq.
Cerrada 8 de Mayo
Cuautitlán, México CP 54800
México
Eaton.mx
Eaton.com/arrowhart